Draw 3D Letters in One-Point Perspective

Original prompt

Draw a capital T in one-point perspective with the VP above the letter. Show front face, depth lines, back face, and finished letter.

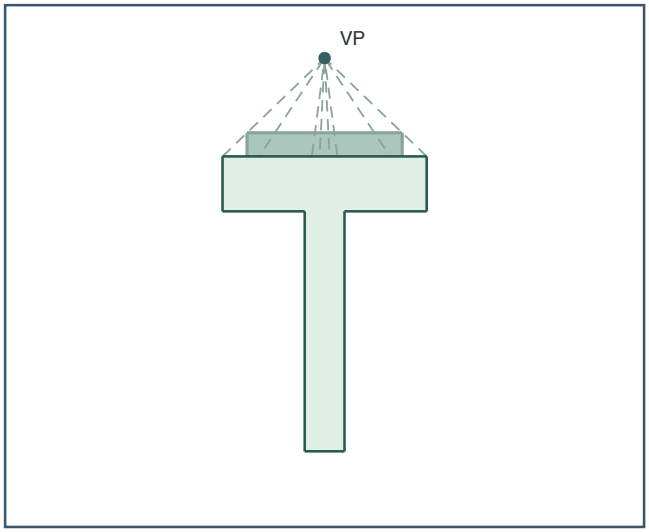

Front, rays and smaller back

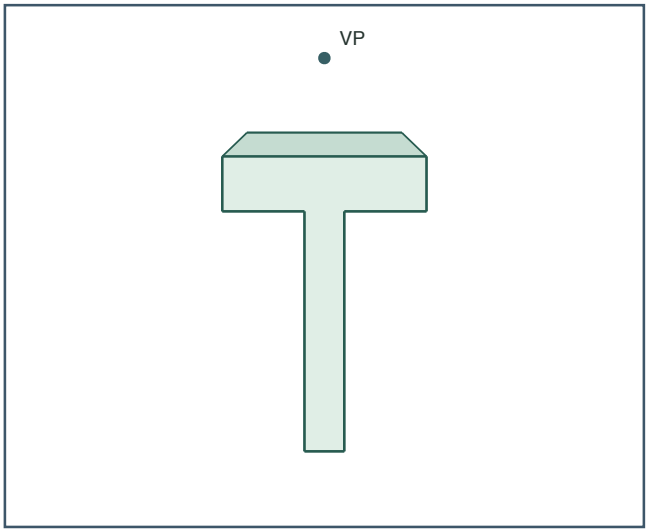

Finished 3D letter

Answer

A T with a flat front face, depth lines from each front corner toward the VP above, a smaller back T, and darkened visible edges.

Reasoning

The front face is unchanged; depth edges aim at the VP above, and the back face is a smaller parallel copy.

Check

Every depth edge must point at the VP above the letter; the back T must be parallel to the front T.

Draw 3D Letters in One-Point Perspective

Original prompt

Draw a capital H in one-point perspective with the VP to the left of the letter. Show construction steps and finished letter, and mark the VP.

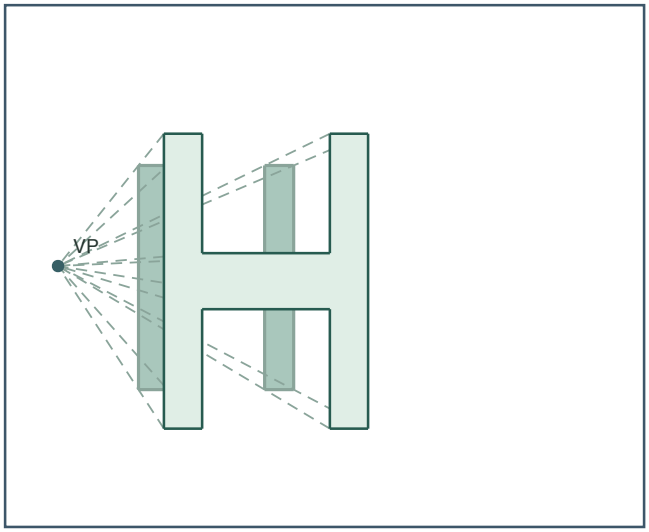

Front, rays and smaller back



Finished 3D letter

Answer

An H with a flat front face, depth lines toward the VP on the left, a smaller back H, and darkened edges; VP marked clearly.

Reasoning

Depth edges aim left at the VP; the back H is a smaller parallel copy placed along those lines.

Check

All depth edges must aim left at the marked VP; the back H must be parallel to the front H.

Draw 3D Letters in One-Point Perspective

Original prompt

Draw a capital E in one-point perspective with the VP below the letter. Show front face, depth lines, back face, and finished letter.



Front, rays and smaller back



Finished 3D letter

Answer

An E with a flat front face, depth lines toward the VP below, a smaller back E, and darkened edges.

Reasoning

Depth edges aim down at the VP; the back E is a smaller parallel copy placed along those lines.

Check

All depth edges must aim down at the VP; the back E must be parallel to the front E.

Draw 3D Letters in One-Point Perspective

Original prompt

Draw a short word of two letters, such as 'HI', in one-point perspective with a single shared VP. Show both letters constructed toward the same VP and the finished word.

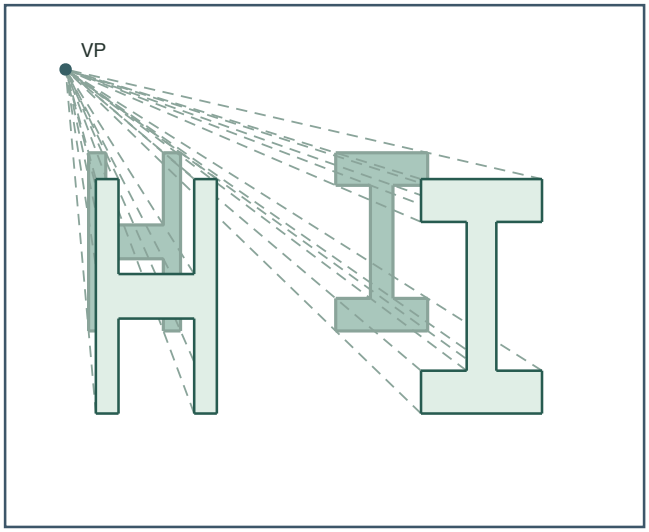

H and I rays to one shared VP

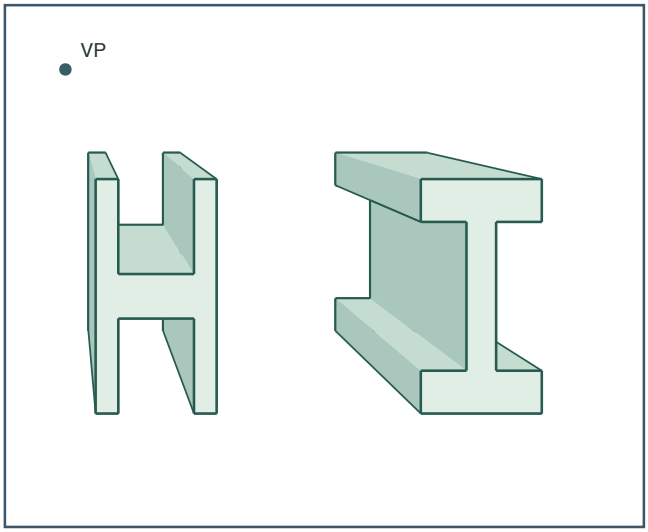

Finished HI

Answer

Two letters sharing one VP, each with its own front face, depth lines, and back face, all depth edges aiming at the same VP.

Reasoning

A shared VP keeps the two letters consistent in depth direction, so the word reads as one solid object.

Check

Both letters' depth edges must converge on the single shared VP; each back face must be parallel to its front face.