Draw Missing Orthographic View

Reference I View reference I LETTER



Top



Front



Right side to draw

Draw Missing Orthographic View

Reference I Worked example I LETTER

Original prompt

Given the front view (L-shape with a step at mid-height on the right) and the top view (rectangle with a line partway across), reconstruct the missing right side view.



Top



Front



Right side

Answer

Front view: an L with a taller left portion and a shorter right portion. Both portions extend through the same full depth. The right-side view is a rectangle of that depth and the full front-view height, with a solid internal horizontal edge at the step height; it is not an L silhouette. The top view is a rectangle divided at the boundary between the portions.

Reasoning

The front view supplies the height levels and the top view supplies the depth. Because the two portions have constant, equal depth, the right-side outline is rectangular; the step height projects as an internal horizontal edge. A view looking along an edge collapses that edge to a point, and coincident edges may share a projected line.

Check

Trace the front-view top, step and base guides into the right view. Confirm each reaches the same height and the chosen depth is constant. Check the top/right depth alignment and do not copy the front L outline into the side view.