Draw a Halloween Spider on Grid Paper

Reference | Spider reference | A4

Compare the body and the eight leg paths square by square.

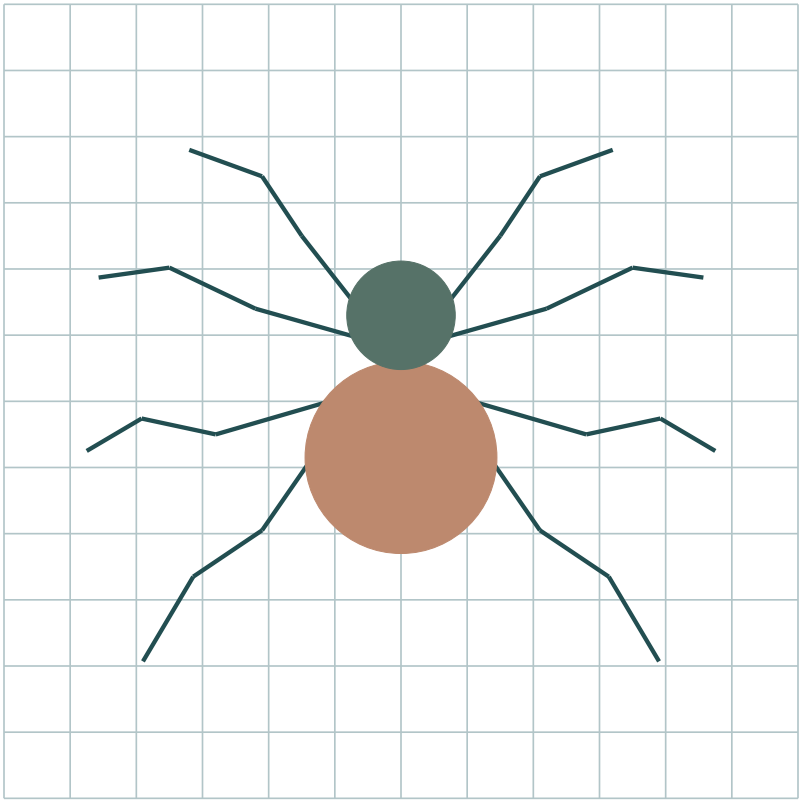

Draw a Halloween Spider on Grid Paper

Reference I Worked grid copy I A4

Original prompt

Copy the reference spider onto a blank grid of the same size, matching the body and all legs square by square.

Reference

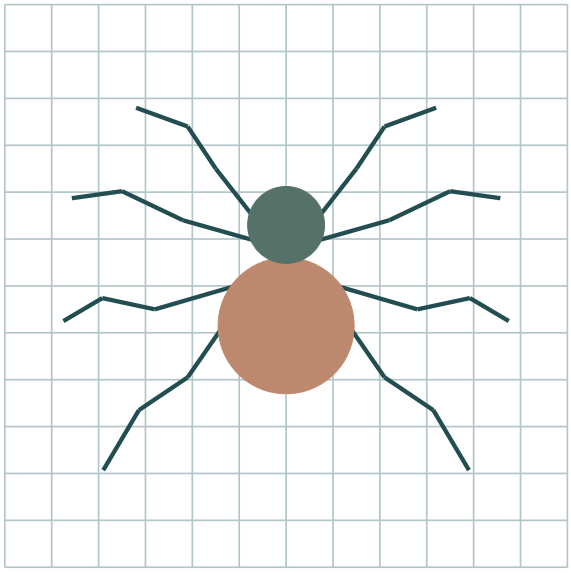

Matching copy

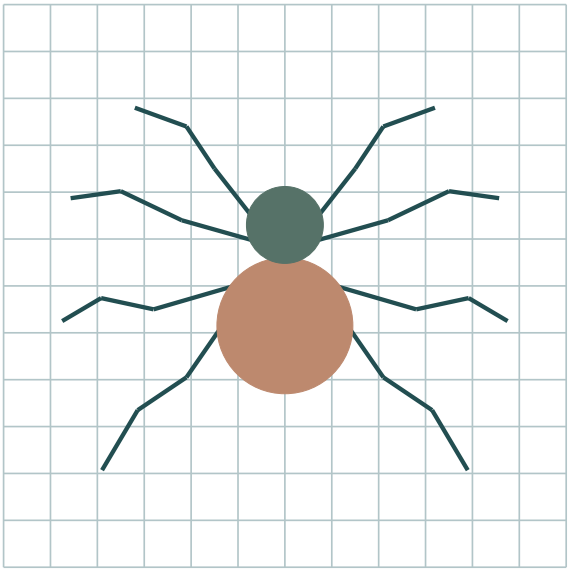

Answer

A correct drawing places the round body in the same middle squares as the reference and draws each leg bending through the same squares. The check is to compare your grid to the reference square by square and confirm the body position and leg pattern match.

Reasoning

The body is drawn first because it anchors the position; legs are added one at a time so each can be checked against its squares. The check compares positions and shapes, not measurements.

Check

Cover the reference, look at your drawing, then uncover and compare square by square. If the body and leg bends sit in the same squares, the mapping is correct.