One-Point Perspective Park

Answer | Task 1 of 4 | LETTER

Original prompt

Task 1: Draw a horizon line and one vanishing point, then draw a park path whose two edges meet at that point.

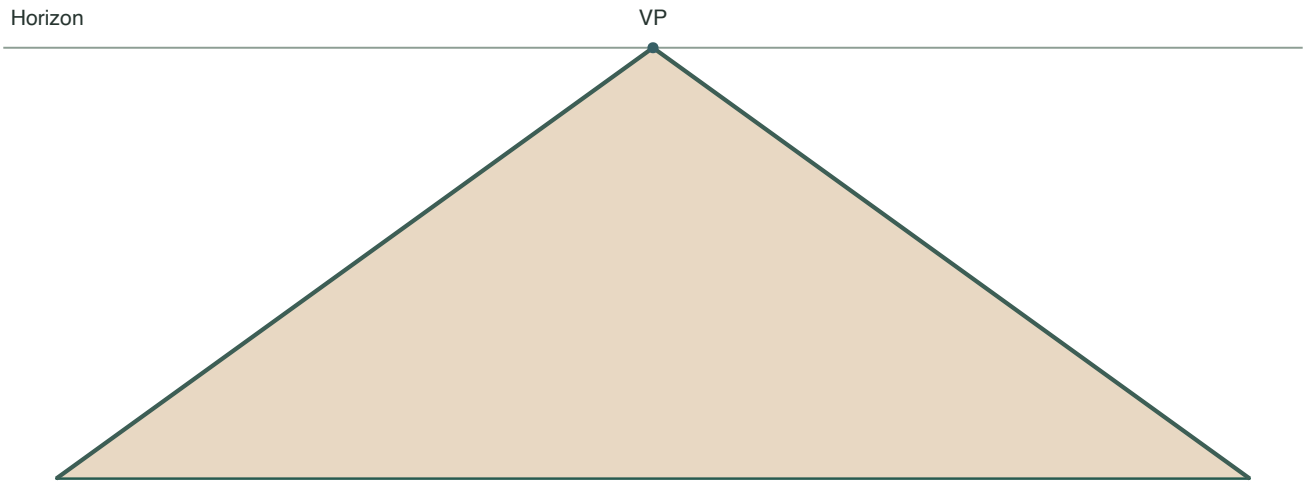

Answer

A horizon line across the page with one marked vanishing point on it, and two path edges starting wide at the bottom and converging to that point, so the path narrows with distance.

Reasoning

The path edges are receding lines, so in one-point perspective they must meet at the single vanishing point on the horizon.

Check

Trace each path edge with a straight edge; both should pass through the marked vanishing point.

One-Point Perspective Park

Answer | Task 2 of 4 | LETTER

Original prompt

Task 2: Add a row of trees on each side of the path, with trunk tops and bases following lines toward the vanishing point.

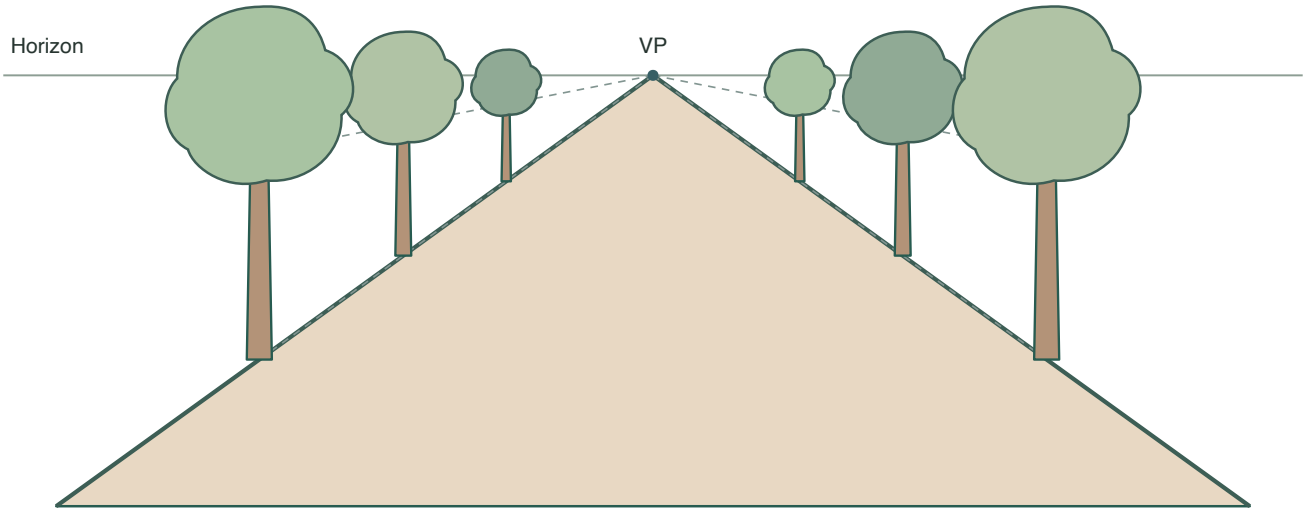

Answer

Two tree rows flanking the path, each trunk placed so its top and base lie on lines that converge to the vanishing point, with nearer trees drawn larger and farther trees smaller.

Reasoning

Tree rows run away from the viewer, so their alignment lines converge at the vanishing point, and scale shrinks with distance.

Check

Check that the line through each row's trunk bases and the line through its tops both aim at the vanishing point, and that nearer trees are larger.

One-Point Perspective Park

Answer | Task 3 of 4 | LETTER

Original prompt

Task 3: Place a bench beside the path so its seat and back edges recede to the same vanishing point, with the near end larger than the far end.

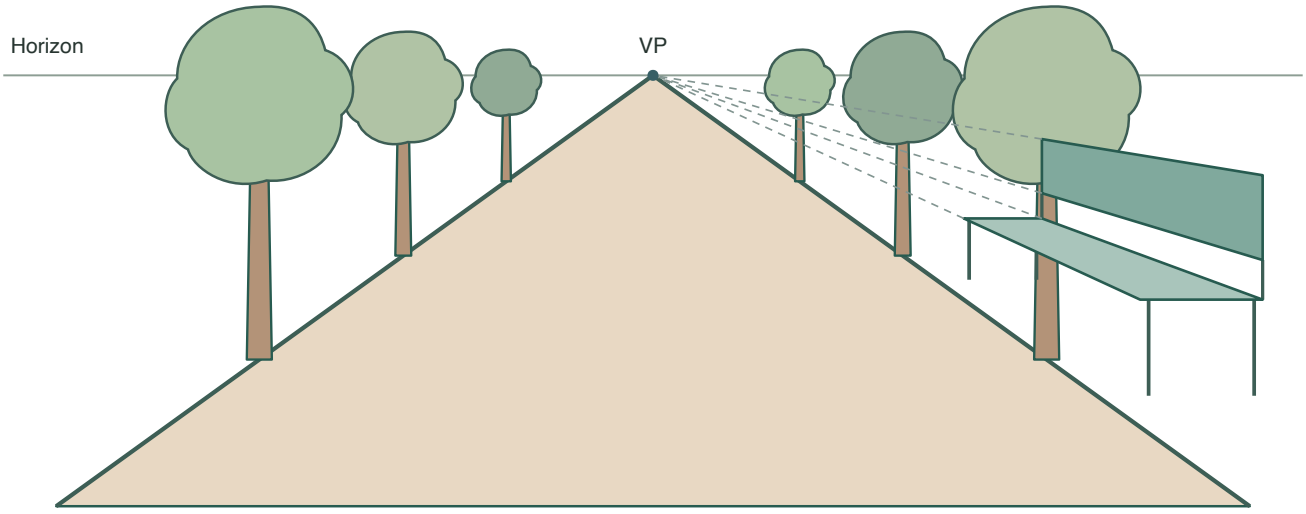

Answer

A bench beside the path whose seat and back edges are drawn as receding lines meeting the vanishing point, and whose near end is drawn larger than its far end.

Reasoning

The bench is oriented along the path, so its depth edges are receding lines and must share the same vanishing point; scale follows distance.

Check

Trace the bench's seat and back edges; they should pass through the vanishing point, and the near end should be visibly larger.

One-Point Perspective Park

Answer | Task 4 of 4 | LETTER

Original prompt

Task 4: Review your finished park scene and correct any receding line that does not pass through the vanishing point.

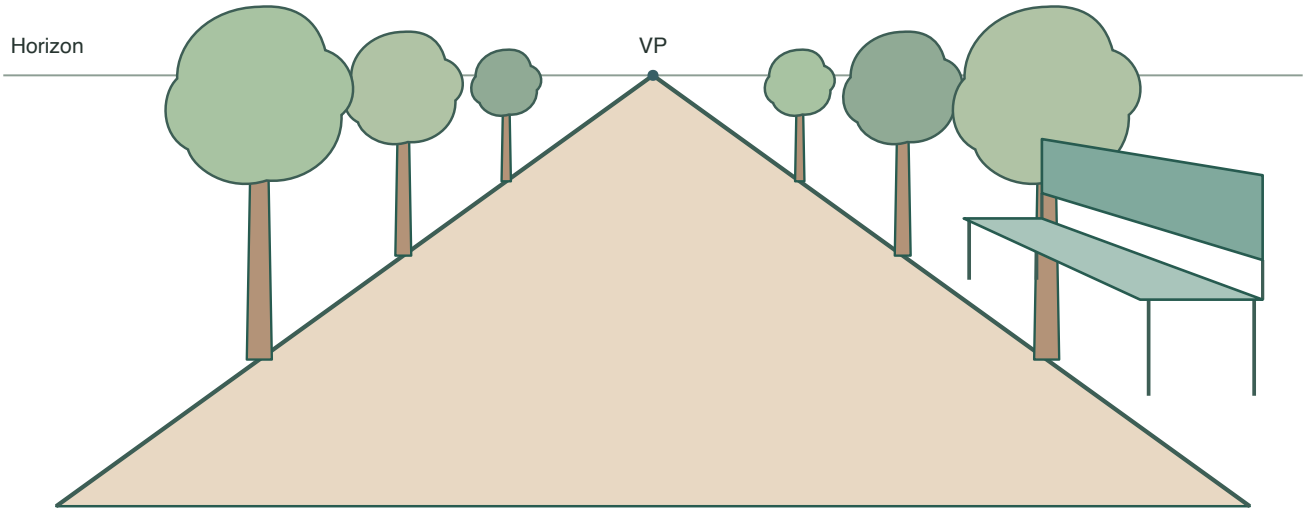

Answer

A finished park scene whose path-parallel guides converge to the marked point. Check the two path edges, the tree-row base and top alignments, and the bench's lengthwise seat and back edges. Keep the bench's cross-width edges level and its supports upright.

Reasoning

Lengthwise edges in this scene represent one spatial direction, so their projections share one point. A misplaced guide that represents this direction needs to be corrected.

Check

Extend each path-parallel line to the marked point. Check that the two bench end widths and equal-height tree models project smaller at greater distance. Leave transverse and vertical edges in their own directions.