Draw a Shaded Sphere

Answer | Task 1 of 4 | A4

Original prompt

Task 1: Draw a plain sphere lit from the upper left. Shade it with a highlight, core shadow, reflected light and a cast shadow. No number circle.

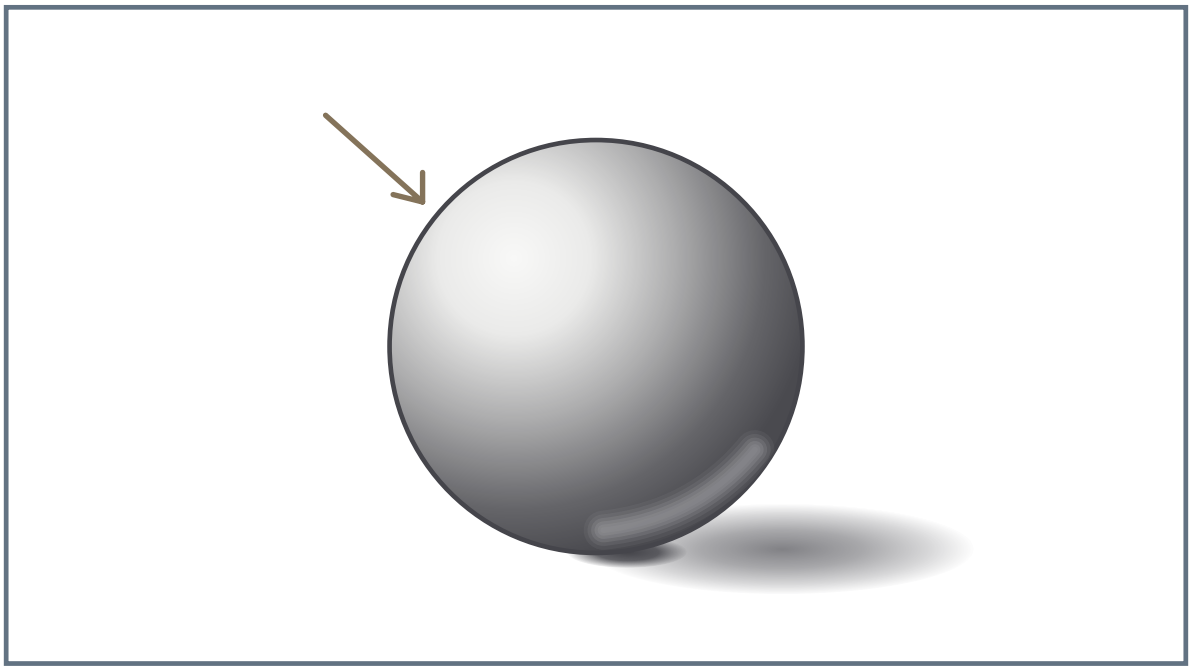

Answer

A round ball with a clean highlight on the upper left, a darker core shadow on the lower right, a thin reflected-light band near the lower edge, and an oval cast shadow on the surface below, darkest at the contact point.

Reasoning

This isolates the shading logic before adding the eight-ball's number circle.

Check

Check that the highlight and core shadow sit on opposite sides and the cast shadow touches the base.

Draw a Shaded Sphere

Original prompt

Task 2: Draw an eight-ball lit from the upper left. Place the white number circle on the upper front, sketch an upright 8 inside it, and shade the dark surface around it.

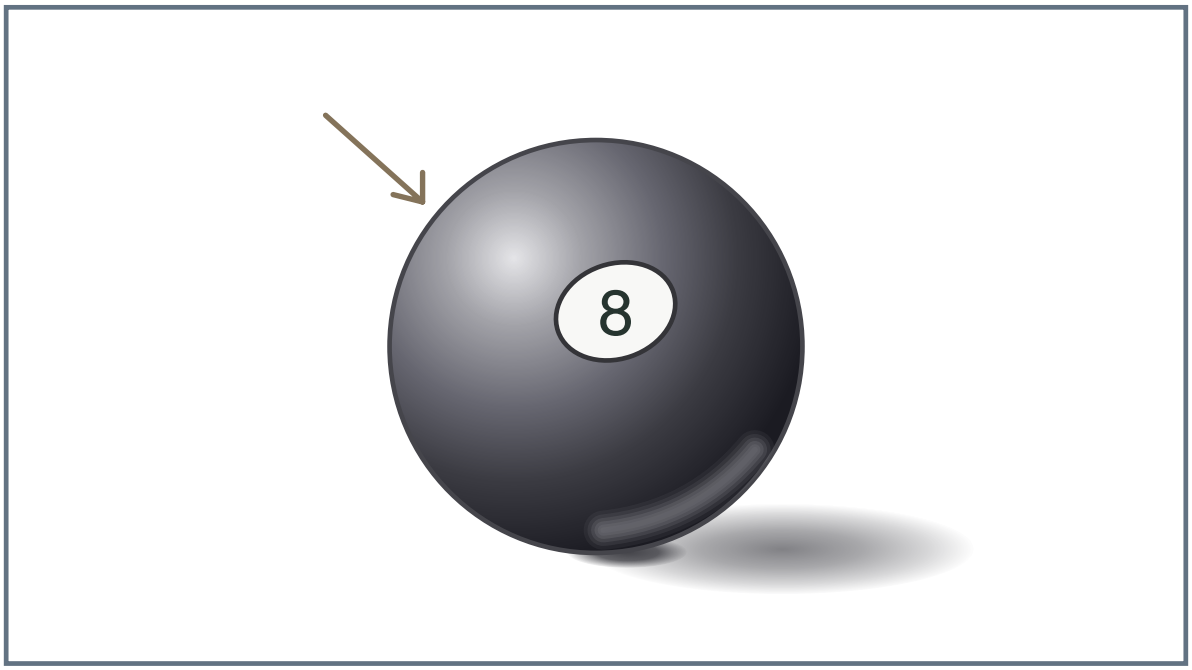

Answer

A dark ball with a tilted white oval on the upper front containing an upright 8, a clean highlight on the upper left of the dark surface, a core shadow on the lower right, reflected light near the lower edge, and a cast shadow below.

Reasoning

The number circle must follow the sphere's curve, and the shading must not flatten the ball.

Check

Check that the oval curves with the ball, the 8 is upright, and the highlight is on the dark surface rather than the white circle.

Draw a Shaded Sphere

Original prompt

Task 3: Redraw the eight-ball from Task 2 but move the light to the upper right. Keep the number circle in the same place and adjust the highlight, core shadow, reflected light and cast shadow.



Answer

The same ball and number circle, but the highlight now sits on the upper right, the core shadow on the lower left, reflected light near the lower left edge, and the cast shadow falls to the left.

Reasoning

Changing the light direction moves every shadow feature while the ball and number circle stay fixed.

Check

Check that highlight and core shadow swapped sides and the cast shadow points away from the new light.

Draw a Shaded Sphere

Original prompt

Task 4: Draw a small composition of two eight-balls on a surface, one lit from the upper left and one lit from the upper right. Shade both and show their cast shadows.

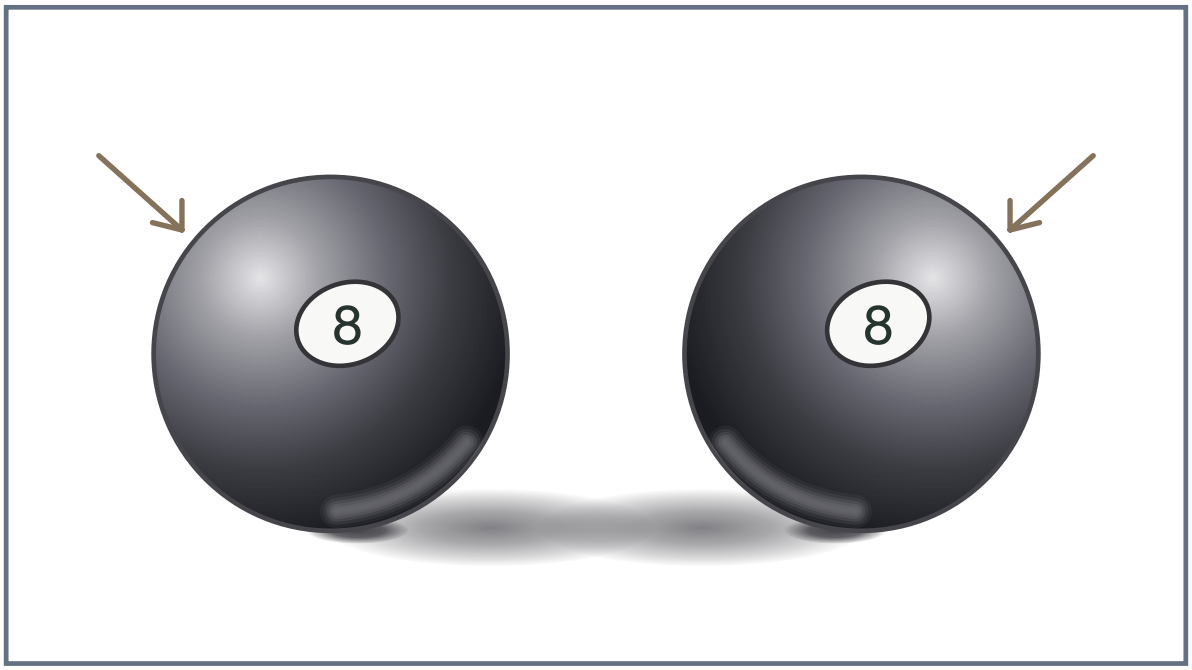

Answer

Two dark balls with white number circles, each shaded according to its own light direction, with cast shadows falling away from each light and overlapping where the balls are close.

Reasoning

The two balls are separate light-direction studies on one drawn surface. In this chosen arrangement, the two cast shadows point inward and overlap. Check each sphere against its indicated light.

Check

Check that each ball's highlight and core shadow match its own light, and that the cast shadows do not contradict the light directions.