Draw Zoo Space in One-Point Perspective

Original prompt

Task 1: Draw a horizon line, mark one VP, and draw a path that converges to it.

Horizon and two path sides

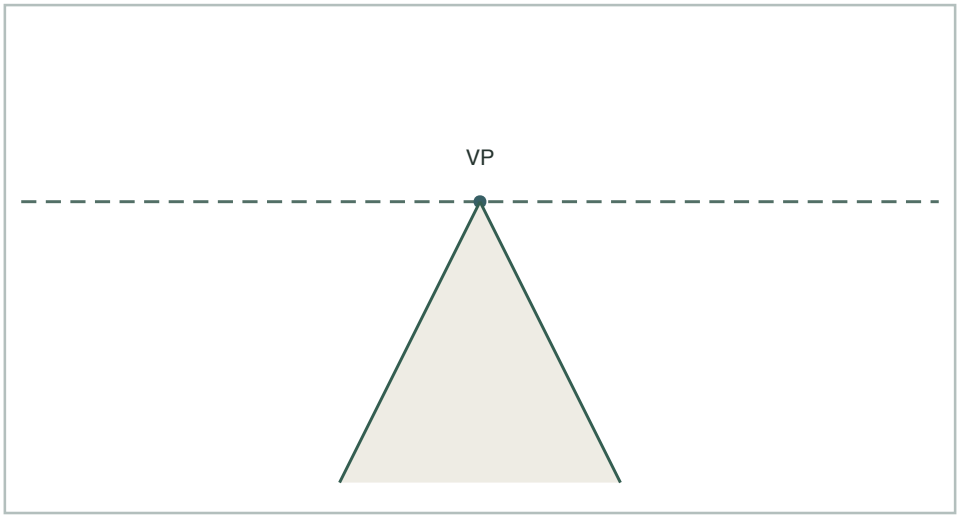

Answer

A horizon line with a single VP; two path lines starting wide at the bottom and meeting at the VP.

Reasoning

A path in one-point perspective is bounded by two lines that converge to the VP.

Check

Both path lines should aim at the VP; the path should look narrower near the VP.

Draw Zoo Space in One-Point Perspective

Original prompt

Task 2: Add one enclosure beside the path: a vertical front edge, two depth lines to the VP, and a shorter vertical back edge.

One enclosure on the left

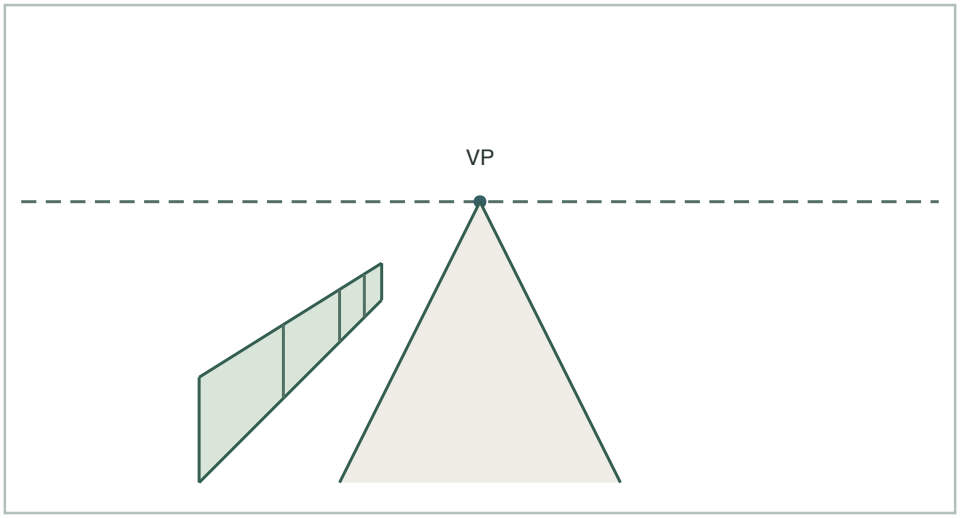

Answer

A vertical front edge; top and bottom depth lines aimed at the VP; a shorter vertical back edge closing the shape.

Reasoning

Depth lines to the VP create the receding side; the back edge is shorter because it is farther away.

Check

Depth lines pass through the VP; the back edge is vertical and shorter than the front edge.

Draw Zoo Space in One-Point Perspective

Original prompt

Task 3: Add a second enclosure on the opposite side of the path using the same construction.

Enclosures on opposite sides

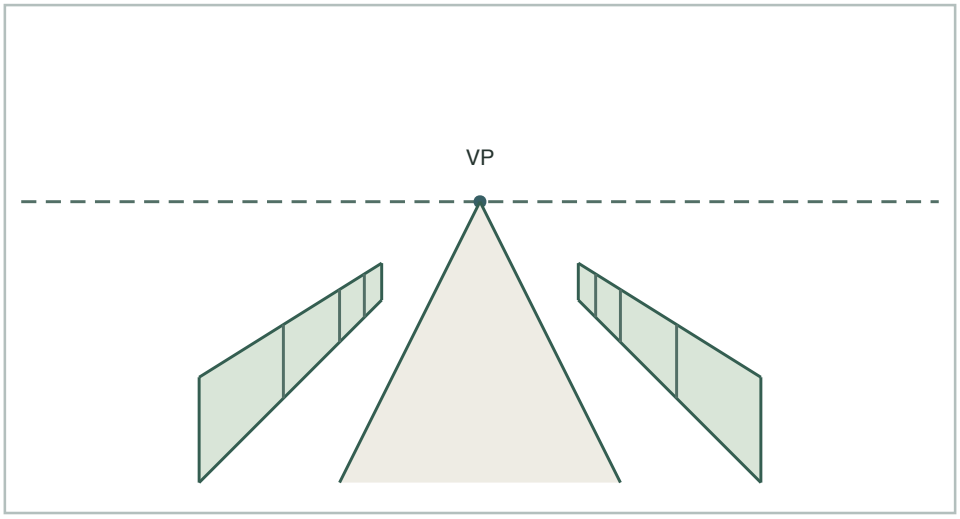

Answer

A second enclosure with a vertical front edge, two depth lines to the same VP, and a shorter vertical back edge.

Reasoning

Using the same VP keeps both enclosures consistent with the path.

Check

Both enclosures' depth lines meet at the same VP; neither enclosure's back edge is longer than its front edge.

Draw Zoo Space in One-Point Perspective

Original prompt

Task 4: Add a fence line and a sign, keeping their depth edges aimed at the VP, then check the whole plate.

Full plate with fence and sign

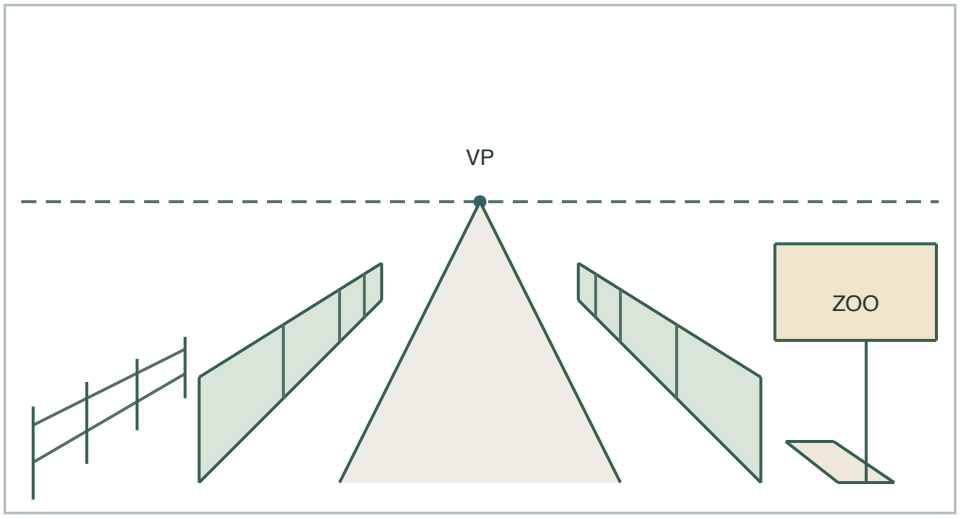

Answer

A fence with rails that aim at the VP, a flat sign face parallel to the picture plane and a vertical post. Draw the short horizontal depth edge on the sign base towards the same VP.

Reasoning

Parallel depth edges share a vanishing point. The flat face stays upright and square to the picture plane. The rails and the horizontal depth edge of the base follow the path's depth direction.

Check

Trace every depth edge to the VP; confirm the horizon and VP are unchanged and each back edge is shorter than its front edge.