Draw a Black and White Grid Drawing

Chosen mug drawing · ungridded and gridded views

Original ungridded reference



Chosen 2 × 2 grid



The four-square grid is a chosen worked example, not a required grid count. The reference stays black and white: dark body side and cast shadow, pale light side and rim highlight.

Draw a Black and White Grid Drawing

Worked example · grid, line transfer, black and white values

Worked example: transfer the chosen black and white mug image through a four-square grid and shade the copy.

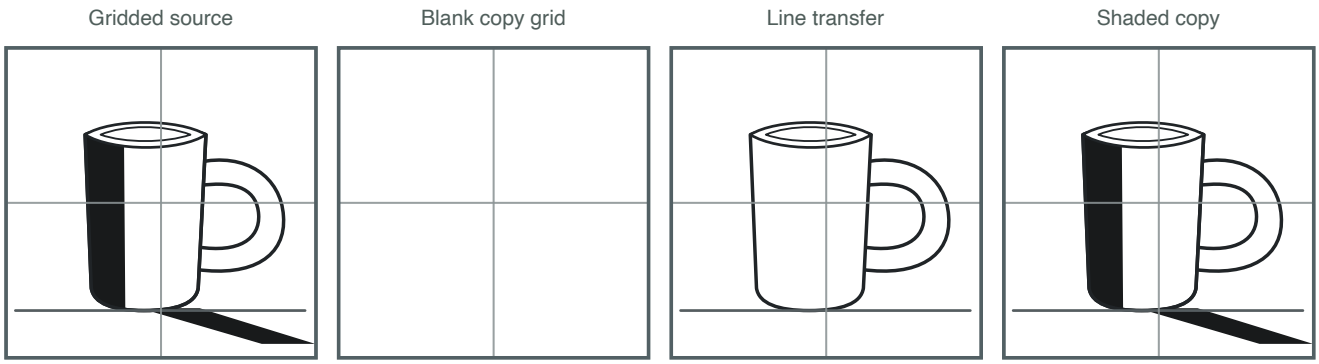

Answer

The reference is gridded into four equal squares. The copy has the same four squares. The chosen grid has two rows and two columns. The outer and inner rim curves cross the shared vertical grid line within the upper row. The mug's left outline stays in the left column through both rows; its right outline stays just to the right of the shared vertical line and crosses the horizontal divider into the lower-right square about one quarter of the way from that square's left edge. The handle occupies the right column in both rows. The table line spans the lower row, and the cast shadow starts near the mug's base and extends across the lower-right area. The copy's dark body side and cast shadow are black, while the lit side and rim highlight stay pale.

Reasoning

The example shows the full method: grid the reference, build a matching blank grid, transfer lines square by square, then shade to match values. The four-square grid is a chosen classroom example, not a standard.

Check

Compare each copy square with its reference square: lines should cross the same edges at the same places, and dark areas should match.