Draw a Black and White Grid Drawing

Task 1

Task 1: Grid the reference. Draw an even grid of equal squares over the supplied black and white mug-on-a-table reference image.

Reference



Draw the grid directly over the reference image above.

Draw a Black and White Grid Drawing

Task 2

Task 2: Build the matching blank grid. On the blank copy area, draw the same number of equal squares as the reference grid.

Reference



Blank copy area

WORK / CHECK NOTES

Draw a Black and White Grid Drawing

Task 3

Task 3: Transfer the lines square by square. Copy the main lines and shapes from each reference square into the matching blank square.

Reference



Blank matching copy grid



WORK / CHECK NOTES

Draw a Black and White Grid Drawing

Task 4

Task 4: Shade the copy to match the reference. Fill the dark areas of the transferred copy with pencil shading and leave the light areas pale.

Reference



Unshaded line copy

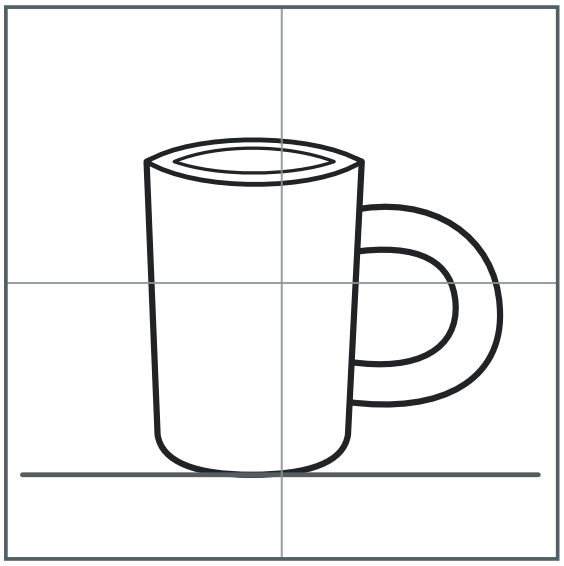

WORK / CHECK NOTES