Draw a One-Point Perspective Office

Answer | Task 1 of 4 | A4

Original prompt

Task 1: Draw the empty office shell. Place a horizon line, one vanishing point, a back-wall rectangle, and a front opening connected by receding lines to form floor, ceiling, and side walls.

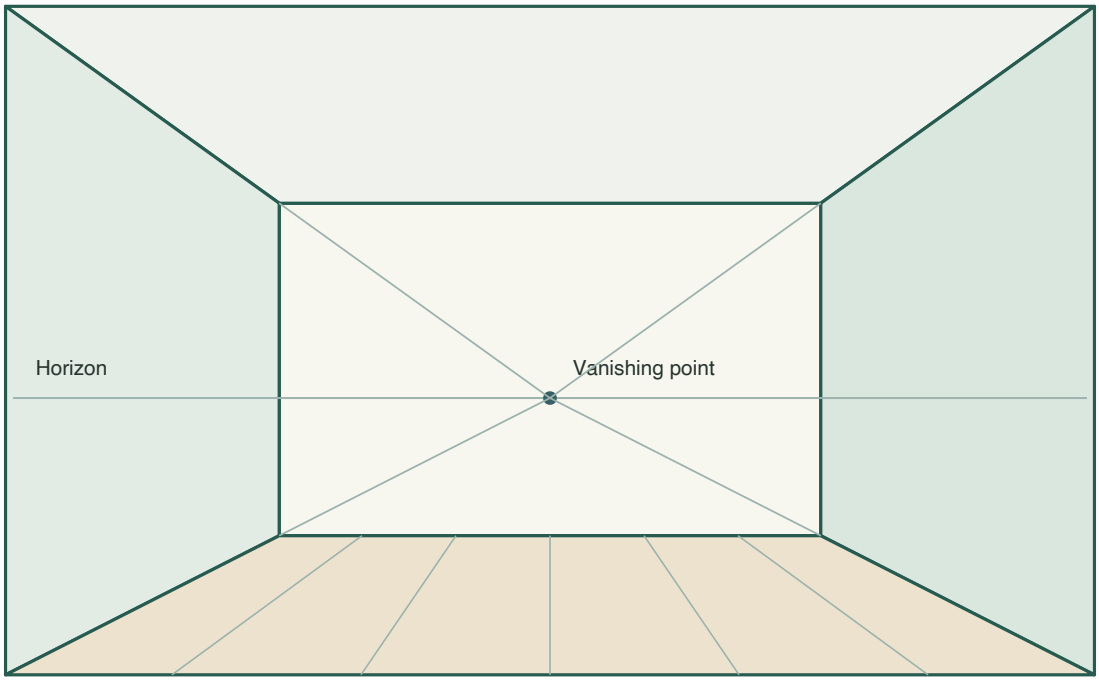

Front opening and smaller back wall

Answer

A horizon and marked point inside the back-wall rectangle. Four rays go out from the point through the back-wall corners and on to the larger near opening. The floor, ceiling and two side walls lie between those level, upright frames.

Reasoning

The shell must be correct before furniture is added, because furniture depth edges depend on the same vanishing point.

Check

All four receding lines pass through the vanishing point; verticals are vertical; the back wall and front opening are both true rectangles.

Draw a One-Point Perspective Office

Original prompt

Task 2: Add a desk and a chair to the shell. Draw the desk as a low wide box and the chair as a small box with a back panel, with all depth edges aimed at the vanishing point.

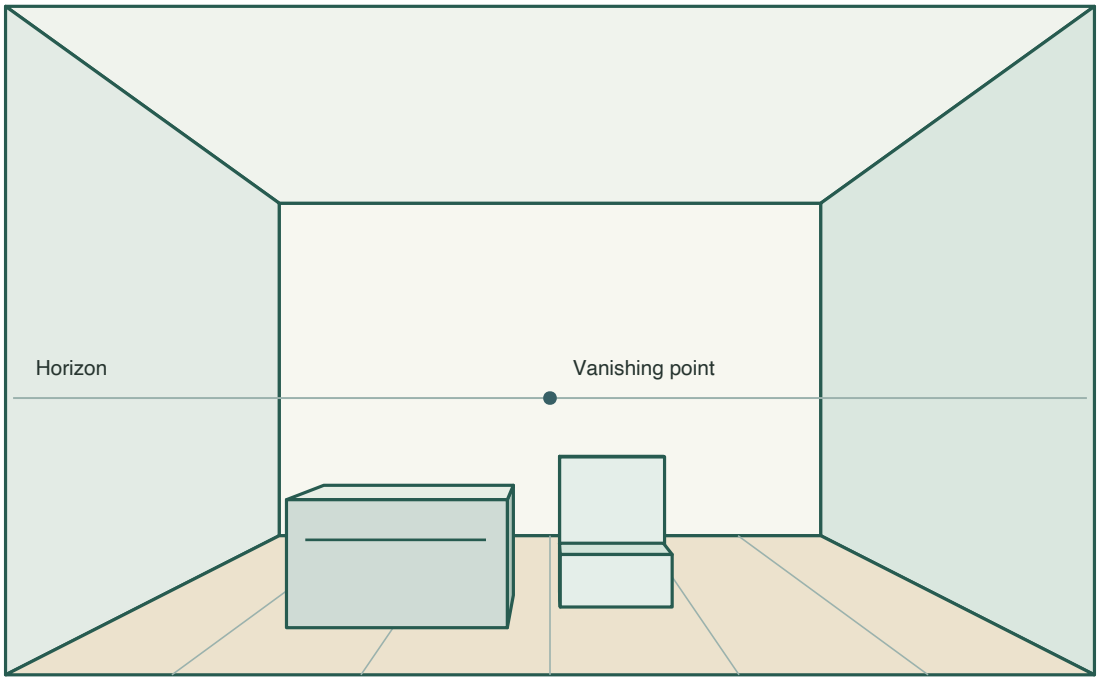

Desk and chair on the floor

Answer

A low wide desk box on the floor with its front face parallel to the back wall and its depth edges aimed at the vanishing point; a small chair box beside it with a back panel, its depth edges aimed at the same vanishing point; both resting on floor lines that also aim at the vanishing point.

Reasoning

Furniture is built as boxes so its depth follows the room's single vanishing point and it sits correctly on the floor plane.

Check

Extend the desk and chair depth edges; they meet at the vanishing point, and their bases rest on floor lines that do the same.

Draw a One-Point Perspective Office

Original prompt

Task 3: Add a cabinet against a side wall and a monitor on the desk. Draw the cabinet as a taller narrow box and the monitor as a thin upright box, keeping all depth edges on the vanishing point.

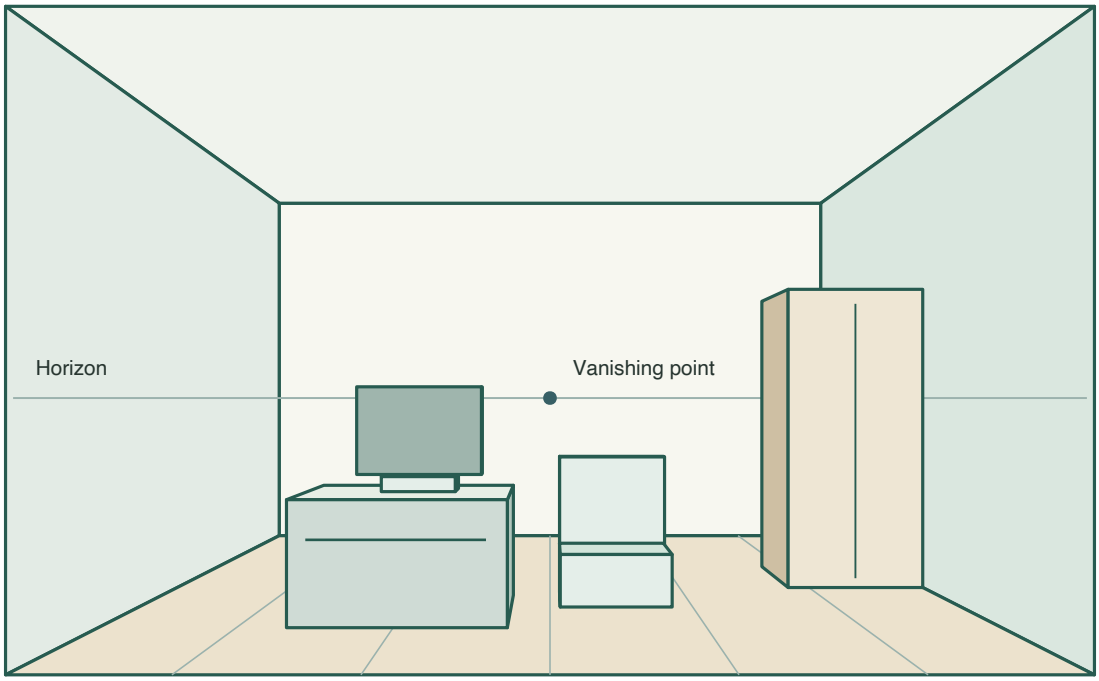

Wall cabinet and desk monitor

Answer

The cabinet is a taller narrow box with one side against the room's side wall. Its front is parallel to the back wall, and its side thickness recedes to the single point. Set the monitor's stand on the desk top and aim the monitor's thin depth edges at the same point.

Reasoning

Different furniture heights are still boxes; keeping every depth edge on the one vanishing point keeps the cabinet and monitor in the same space as the desk and chair.

Check

The cabinet's base sits on the floor plane and the monitor's base sits on the desk top; all receding edges pass through the vanishing point.

Draw a One-Point Perspective Office

Original prompt

Task 4: Complete and check the office plate. Combine the shell, desk, chair, cabinet, and monitor, then verify the perspective and correct any edge that misses the vanishing point.

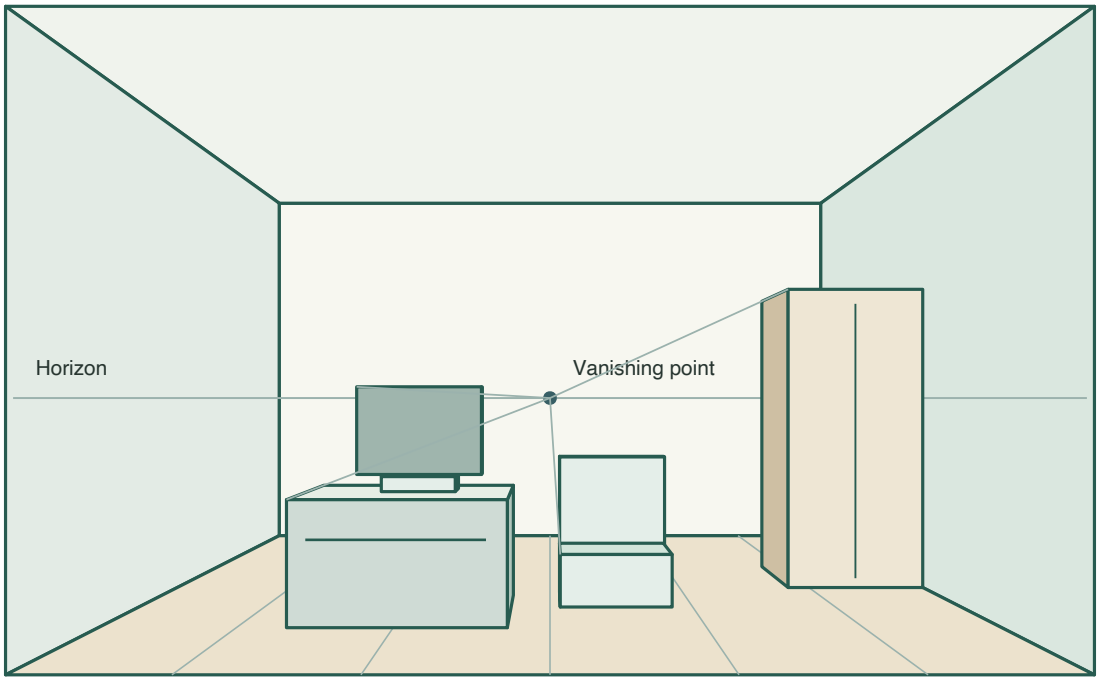

Shared-point straightedge checks

Answer

A finished office interior plate with the shell, desk, chair, cabinet, and monitor all built from the same vanishing point; any receding edge that missed the vanishing point is redrawn to pass through it; verticals remain vertical and faces parallel to the back wall remain parallel.

Reasoning

The final check confirms the whole plate uses one consistent vanishing point, which is the defining requirement of a one-point office drawing.

Check

Trace every receding edge; all meet at the single vanishing point, and no vertical or back-wall-parallel edge is tilted.