Draw Wood Texture

Reference | Grain and knot reference | LETTER

Compare the plain grain with the lines that bend around one knot.



Plain grain

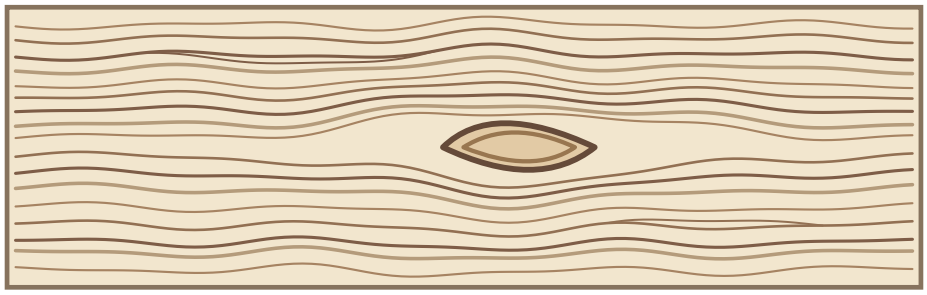

Grain bending around one knot

Draw Wood Texture

Reference I Worked example I LETTER

Original prompt

Worked example: a small wood plate with grain lines and one shaded knot.

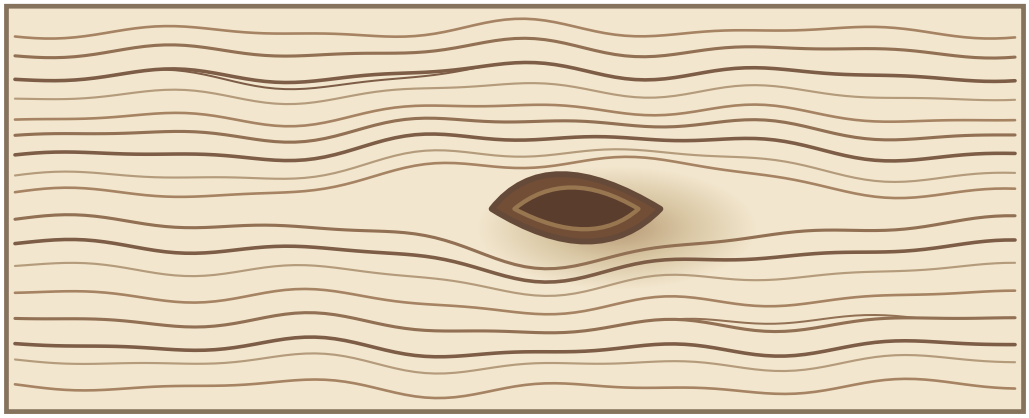

Dark core with a soft shadow to one side

Answer

A rectangular plate is filled with long, slightly wavering grain lines running left to right. Near the center, a small oval knot is drawn, and the surrounding grain lines curve around it. The knot core is darkened, a soft shadow sits on its lower side, and a few grain lines are strengthened while others stay light.

Reasoning

The grain lines establish direction and irregularity; the knot bends the grain around a core; the shading gives the knot depth so the plate reads as wood.

Check

Squint at the plate: if it reads as parallel stripes with a dot, the grain needs more waver and the knot needs more surrounding curve and shadow.