Draw Wood Texture

Student | Task 1 of 4 | LETTER

Original prompt

Task 1: Draw a plain wood plate with grain lines only, no knot. Vary line spacing and let lines waver gently.

Your drawing and texture check



Draw Wood Texture

Student | Task 2 of 4 | LETTER

Original prompt

Task 2: Draw a wood plate with one knot. Curve the nearby grain lines around the knot core.

Your drawing and texture check



Draw Wood Texture

Student | Task 3 of 4 | LETTER

Original prompt

Task 3: Shade the knot from Task 2 so it sits in the surface, darkening the core and adding a soft shadow on one side.

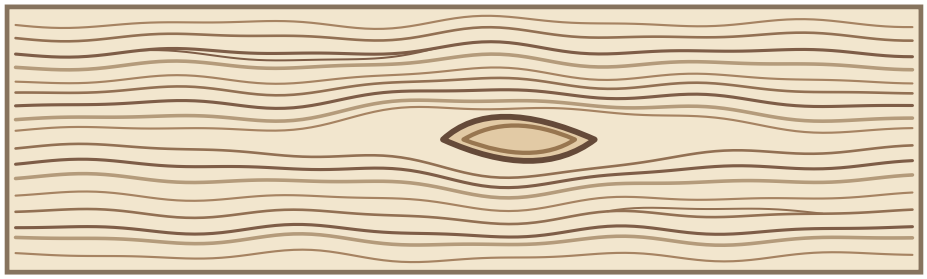

Unshaded knot to compare with your Task 2

Your drawing and texture check

Draw Wood Texture

Student | Task 4 of 4 | LETTER

Original prompt

Task 4: Draw a small wood plate combining grain lines and a shaded knot, then check it reads as wood.

Your drawing and texture check

