White Pen Drawing on Black Paper

Original prompt

Task 1 — Line copy: on black paper, copy the reference plate's line-only version of the simple subject using clean white lines, keeping each stroke even and unbroken.



Answer

A line-only white drawing of the subject on black, with even, unbroken strokes and no hatching. Edges read crisply and the bare black paper supplies the shadow.

Reasoning

Copying the line version first trains even pressure and clean edges before hatching is introduced.

Check

Look along each stroke: it should be continuous and similar in brightness, with no accidental hatching.

White Pen Drawing on Black Paper

Original prompt

Task 2 — Hatch copy: on black paper, copy the reference plate's hatched version of the same subject, using close parallel white strokes for the lit areas and leaving the shadow areas bare.



Answer

A hatched white drawing of the subject on black, with close parallel strokes on the lit areas and bare black paper on the shadow areas. The lit side reads lighter than the shadow side.

Reasoning

Copying the hatched version trains spacing and direction control, and shows how hatching reads as a surface rather than an edge.

Check

Step back: the hatched areas should read as lighter surfaces, and the bare areas should read as shadow, not as mistakes.

White Pen Drawing on Black Paper

Original prompt

Task 3 — Build a hatched shape: on black paper, draw one simple rounded shape with a clean white outline, then hatch only its upper-right half with close parallel strokes and leave the lower-left bare.



Answer

A rounded shape with a clean white outline, close parallel hatching on the upper-right half, and bare black paper on the lower-left half. The hatched half reads as lit and the bare half reads as shadow.

Reasoning

This task separates the three jobs — edge, lit surface, shadow — so each can be judged on its own.

Check

Step back: the hatched half should look lighter than the bare half, and the outline should still read as a crisp edge.

White Pen Drawing on Black Paper

Answer | Task 4 of 4 | LETTER

Original prompt

Task 4 — Compare and choose: on black paper, draw the same simple subject twice, once with lines only and once with hatching, then write one sentence saying which version better shows an edge and which better shows a surface.

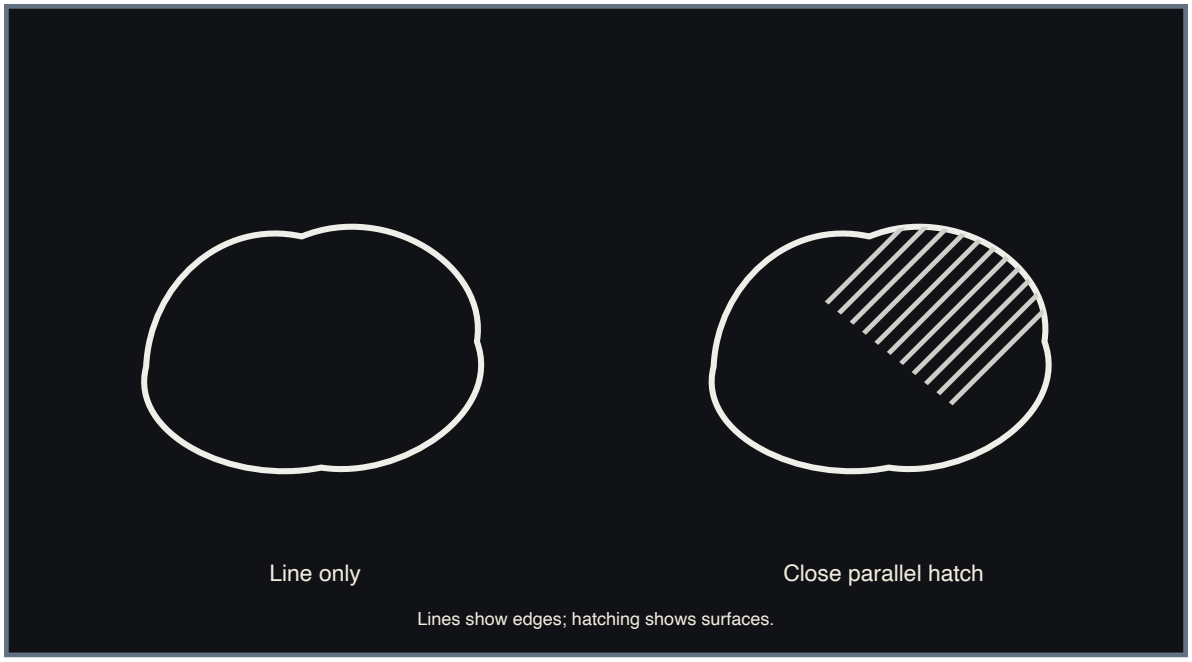

Answer

Two white-pen drawings of the same subject on black: a line-only version and a hatched version. The sentence should say the line version better shows an edge and the hatched version better shows a surface.

Reasoning

Drawing both versions side by side makes the line-versus-hatching choice visible and gives you a reason to pick one deliberately.

Check

Read your sentence against the two drawings: does the line version really read as an edge, and the hatched version really read as a surface?