Horizon Line in Perspective Drawing

Answer | Task 1 of 4 | LETTER

Original prompt

Draw a horizon line for a viewer looking slightly down at a tabletop and mark one vanishing point on it.

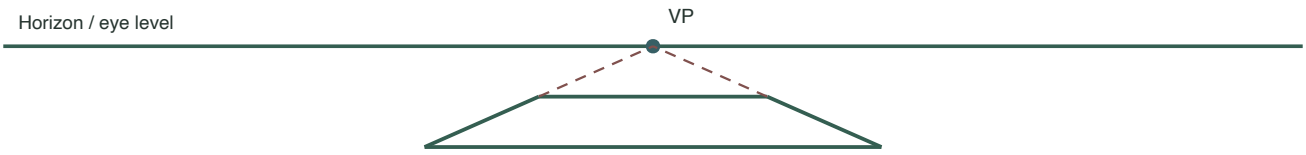

Tabletop plane

Answer

A horizontal horizon line placed high on the page, with one vanishing point on that line; the tabletop's receding level edges converge to it.

Reasoning

Looking down raises the horizon in the picture; a single vanishing point suits a view facing one direction.

Check

The vanishing point must lie on the horizon line.

Horizon Line in Perspective Drawing

Answer | Task 2 of 4 | LETTER

Original prompt

Draw a corner view of a box with two vanishing points, both on one horizon.

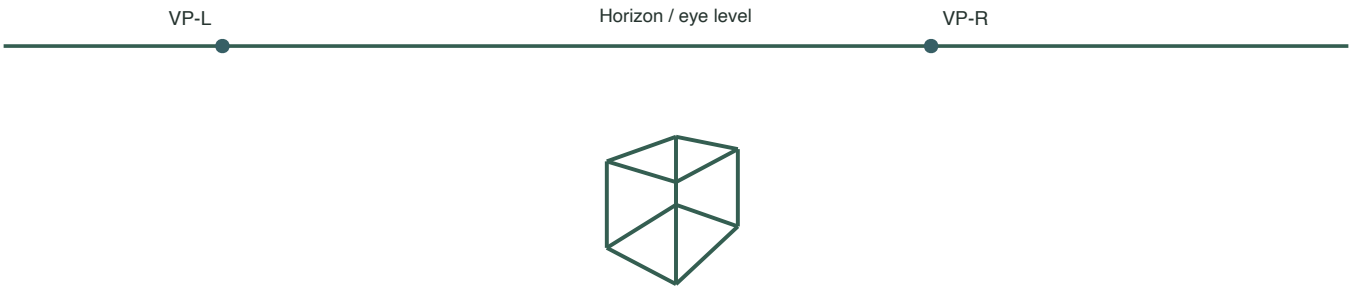

Answer

One horizontal horizon line with a left and a right vanishing point on it; the box's level edges converge to each, closed by verticals.

Reasoning

A corner view shows two receding level directions, so two vanishing points share the same horizon.

Check

Both vanishing points sit on the same horizon line.

Horizon Line in Perspective Drawing

Answer | Task 3 of 4 | LETTER

Original prompt

Redraw a simple room interior with the horizon at eye level and one vanishing point on it.

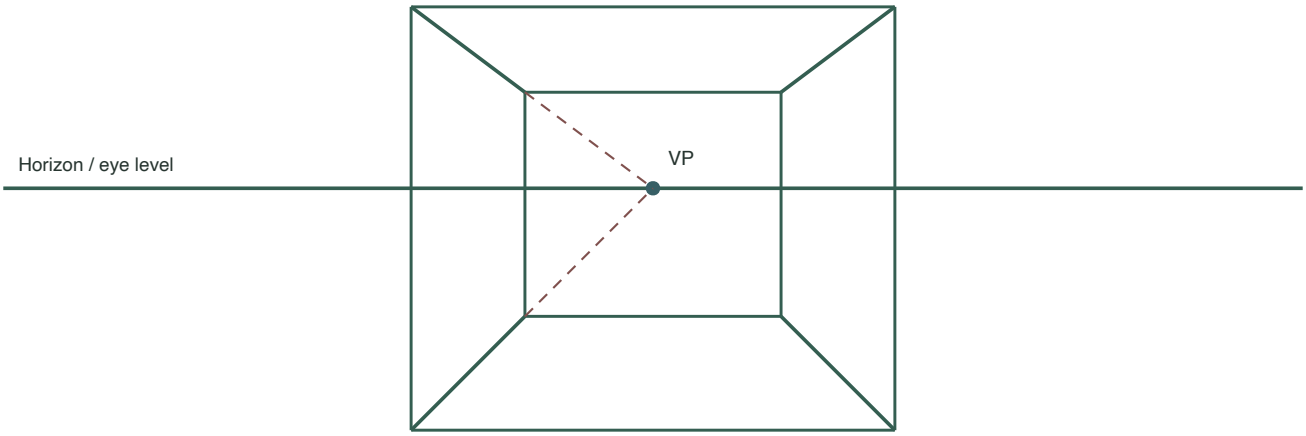

Floor, ceiling and side walls recede to the same point

Answer

A horizontal horizon at the chosen eye height, one vanishing point on it, and the room's receding level edges (floor, ceiling, side walls) converging to that point.

Reasoning

A straight-on interior uses one vanishing point on the horizon for its receding level edges.

Check

The vanishing point is on the horizon and the receding level edges converge to it.

Horizon Line in Perspective Drawing

Answer | Task 4 of 4 | LETTER

Original prompt

Sketch the same scene twice: once with a high horizon and once with a low horizon, keeping one vanishing point on each horizon.

High horizon · more ground

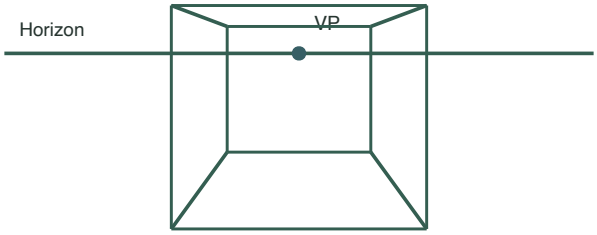

Low horizon · more ceiling

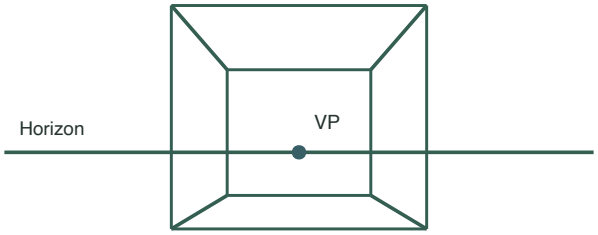

Answer

Two sketches of the same scene; the high-horizon version shows more ground, the low-horizon version shows more sky or ceiling, each with one vanishing point on its horizon.

Reasoning

Changing the horizon changes how much ground or sky is seen, while the vanishing point stays on the horizon.

Check

In each sketch the vanishing point lies on its horizon line, and the ground/sky balance differs between the two.