Draw a Wall in One-Point Perspective

Answer | Task 1 of 4 | A4

Original prompt

Given a horizon line and a marked vanishing point, draw a flat wall face and its two depth lines to the vanishing point.

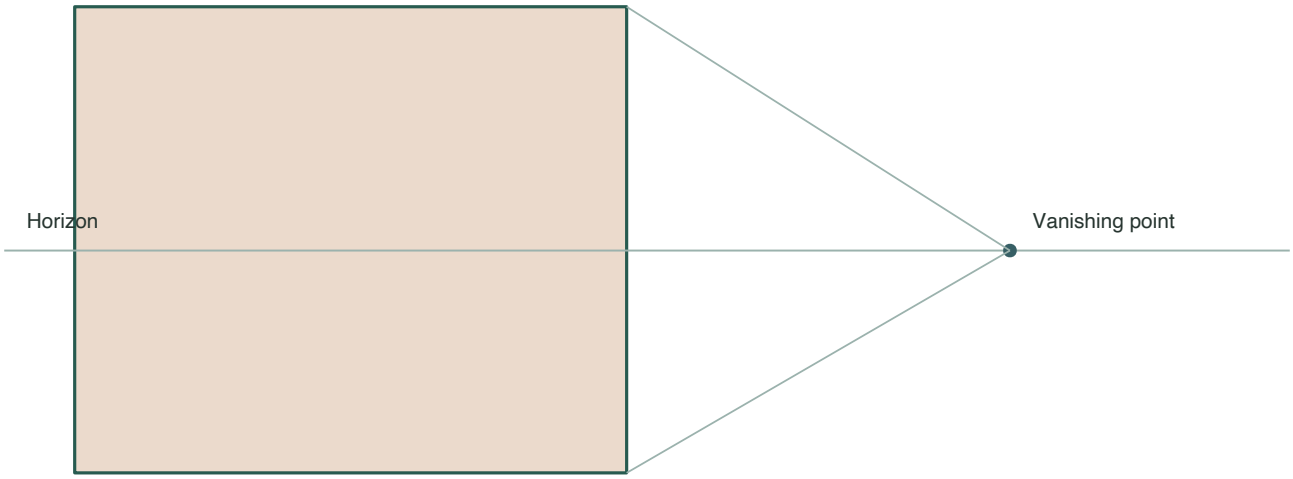

Answer

A rectangle with level top and bottom edges and vertical sides, plus two lines from its corners that meet exactly at the vanishing point.

Reasoning

The flat face keeps its true rectangular shape in one-point perspective, and the receding edges must converge to the single vanishing point.

Check

Lay a straight edge along each depth line; both should pass through the vanishing point, and the face's top and bottom should be level.

Draw a Wall in One-Point Perspective

Original prompt

On a flat wall face, lay out a staggered brick grid with level courses and evenly spaced vertical joints.



Level courses and upright joints

Answer

Rows of level course lines with vertical joints offset row to row, so bricks stagger; spacing is even across the face.

Reasoning

A brick grid on a flat face is drawn with level courses and regular joints; staggering is a drawing choice that reads as brickwork.

Check

Confirm every course line is horizontal and that joint spacing is even; note that the stagger pattern is your chosen drawing choice, not a masonry standard.

Draw a Wall in One-Point Perspective

Original prompt

Carry the brick grid from the flat face onto the receding side, converging toward the vanishing point.

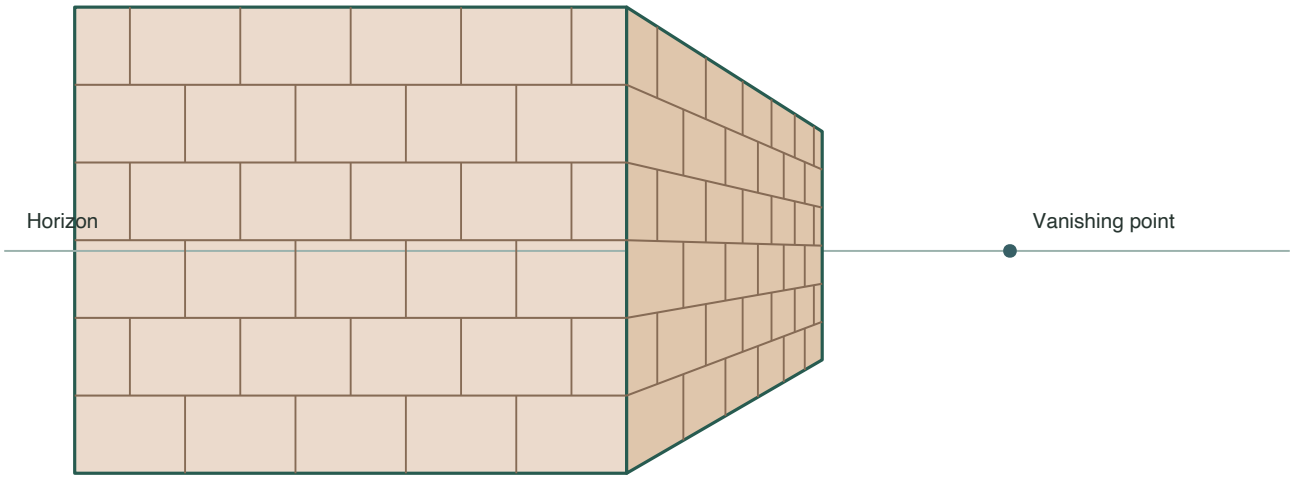

Level front courses and receding side courses

Answer

Carry each front course around the corner toward the vanishing point. Keep the side joints vertical and draw the farther intervals smaller on the page.

Reasoning

On the receding side, depth lines converge to the vanishing point, so equal real distances appear to shrink as they recede.

Check

Extend all receding courses to the one point. Check that each joint on the receding face is upright, and that the front course lines remain horizontal.

Draw a Wall in One-Point Perspective

Original prompt

Redraw a supplied simple wall reference in one-point perspective, choosing your own horizon and vanishing point, and check the result.

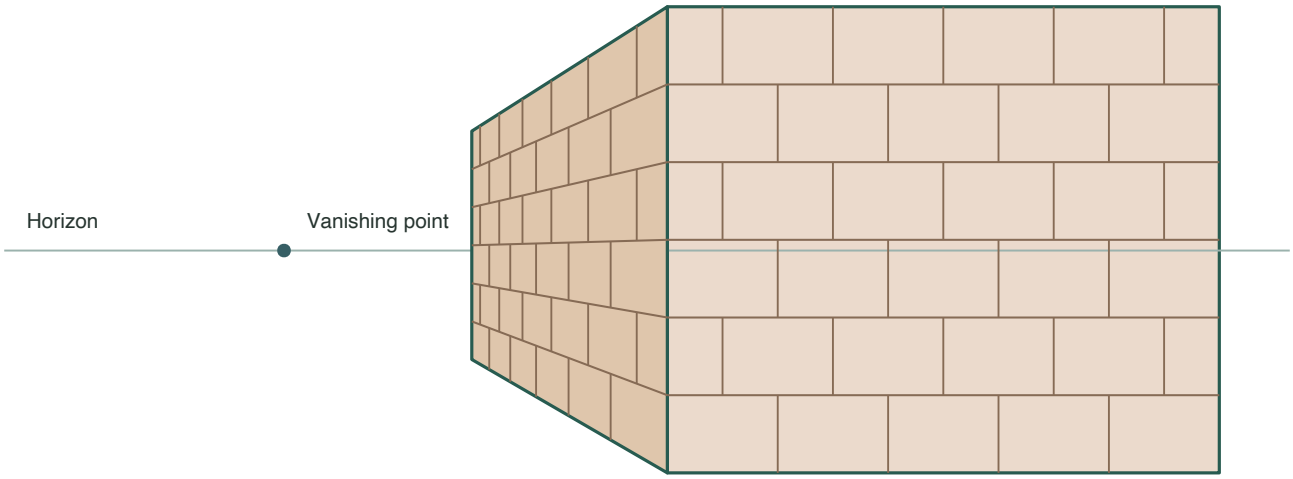

Level front courses and receding side courses

Answer

A redrawn wall with a true rectangular face, a receding side that narrows toward your chosen vanishing point, and a brick grid that follows the construction.

Reasoning

Redrawing from a reference tests whether you can apply the construction to an observed wall rather than a memorized shape.

Check

The front frame stays rectangular. The front courses stay level, the depth courses extend to the common point, and joints in both planes stay upright.