Draw an Elephant on Grid Paper

Student | Task 1 of 4 | A4

Original prompt

Task 1: On the blank matching grid, transfer the outline of the elephant's head and ears from the gridded reference, square by square.

Reference grid



Your copy

Your crossing or comparison notes

Draw an Elephant on Grid Paper

Student | Task 2 of 4 | A4

Original prompt

Task 2: Transfer the elephant's trunk and front legs from the gridded reference onto the blank grid, marking edge crossings before drawing curves.

Reference grid



Your copy

Your crossing or comparison notes

Draw an Elephant on Grid Paper

Student | Task 3 of 4 | A4

Original prompt

Task 3: Transfer the elephant's back, body and tail from the gridded reference onto the blank grid, then join the segments into one outline.

Reference grid



Your copy

Your crossing or comparison notes

Draw an Elephant on Grid Paper

Student | Task 4 of 4 | A4

Original prompt

Task 4: Complete the full elephant outline on the blank grid from the gridded reference, then check it square by square and correct any mismatched square.

Reference grid



Your copy



Your crossing or comparison notes