Hand contour: CO01

Ordinary contour: look between the model and your paper. Blind contour: keep watching the model while drawing without looking at the drawing paper. These are two observation tasks.



Same original model. Notice outside edges and visible internal lines.

Ordinary contour

Blind contour: process check

Check: outside contour, internal edges, gaps and deliberate observation. Use the two boxes for separate attempts. Keep the reference fixed rather than turning your paper to chase each edge.

Zumola / CC BY 4.0 / Free to print, share and adapt with attribution

Leaf contour: CO02

Ordinary contour: look between the model and your paper. Blind contour: keep watching the model while drawing without looking at the drawing paper. These are two observation tasks.

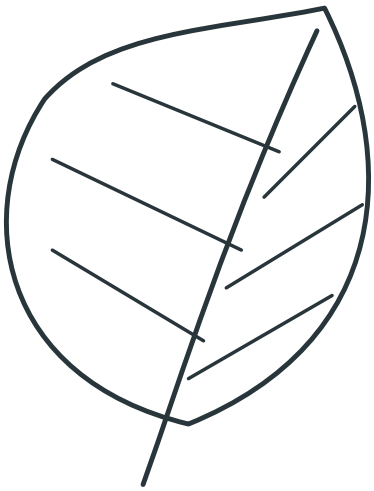

Same original model. Notice outside edges and visible internal lines.

Ordinary contour

Blind contour: process check

Check: outside contour, internal edges, gaps and deliberate observation. Use the two boxes for separate attempts. Keep the reference fixed rather than turning your paper to chase each edge.

Zumola / CC BY 4.0 / Free to print, share and adapt with attribution

Mug contour: CO03

Ordinary contour: look between the model and your paper. Blind contour: keep watching the model while drawing without looking at the drawing paper. These are two observation tasks.



Same original model. Notice outside edges and visible internal lines.

Ordinary contour

Blind contour: process check

Check: outside contour, internal edges, gaps and deliberate observation. Use the two boxes for separate attempts. Keep the reference fixed rather than turning your paper to chase each edge.

Zumola / CC BY 4.0 / Free to print, share and adapt with attribution