Hand contour: CO01

Ordinary contour: look between the model and your paper. Blind contour: keep watching the model while drawing without looking at the drawing paper. These are two observation tasks.

Same original model. Notice outside edges and visible internal lines.

Ordinary contour

Blind contour: process check

Check: outside contour, internal edges, gaps and deliberate observation. The first box is a reference completion. The blind box stays open because no exact shape is prescribed.

Zumola / CC BY 4.0 / Free to print, share and adapt with attribution

Leaf contour: CO02

Ordinary contour: look between the model and your paper. Blind contour: keep watching the model while drawing without looking at the drawing paper. These are two observation tasks.

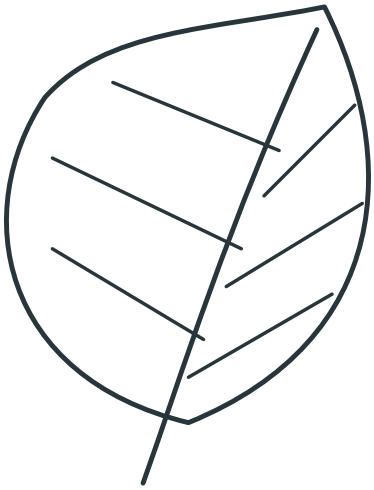

Same original model. Notice outside edges and visible internal lines.

Ordinary contour

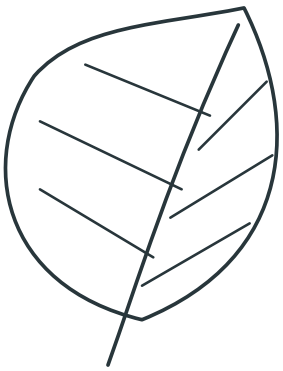

Blind contour: process check

Check: outside contour, internal edges, gaps and deliberate observation. The first box is a reference completion. The blind box stays open because no exact shape is prescribed.

Zumola / CC BY 4.0 / Free to print, share and adapt with attribution

Mug contour: CO03

Ordinary contour: look between the model and your paper. Blind contour: keep watching the model while drawing without looking at the drawing paper. These are two observation tasks.



Same original model. Notice outside edges and visible internal lines.

Ordinary contour



Blind contour: process check

Check: outside contour, internal edges, gaps and deliberate observation. The first box is a reference completion. The blind box stays open because no exact shape is prescribed.

Zumola / CC BY 4.0 / Free to print, share and adapt with attribution