Large horizontal ellipses

Use one calm pass. Check the major and minor axes, smooth turning and balance. Reference curves are geometric guides; hand-drawn quality is assessed with the checklist.

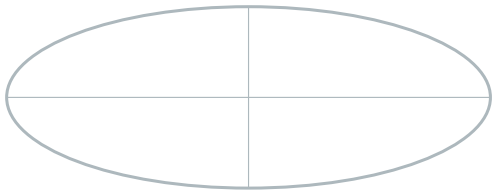



Self-check: smooth ends; centered axes; balanced halves; tangent contact with guide box when shown. A repeated line is a new attempt, not an exact numerical answer.

Zumola / CC BY 4.0 / Free to print, share and adapt with attribution

Smaller controlled loops

Use one calm pass. Check the major and minor axes, smooth turning and balance. Reference curves are geometric guides; hand-drawn quality is assessed with the checklist.

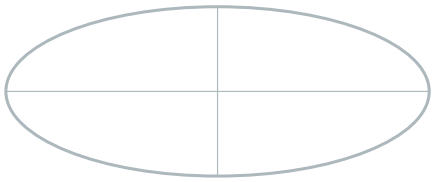

Self-check: smooth ends; centered axes; balanced halves; tangent contact with guide box when shown. A repeated line is a new attempt, not an exact numerical answer.

Zumola / CC BY 4.0 / Free to print, share and adapt with attribution

Compare ellipse ratios

Use one calm pass. Check the major and minor axes, smooth turning and balance. Reference curves are geometric guides; hand-drawn quality is assessed with the checklist.



Self-check: smooth ends; centered axes; balanced halves; tangent contact with guide box when shown. A repeated line is a new attempt, not an exact numerical answer.

Zumola / CC BY 4.0 / Free to print, share and adapt with attribution

Fit ellipses inside boxes

Use one calm pass. Check the major and minor axes, smooth turning and balance. Reference curves are geometric guides; hand-drawn quality is assessed with the checklist.

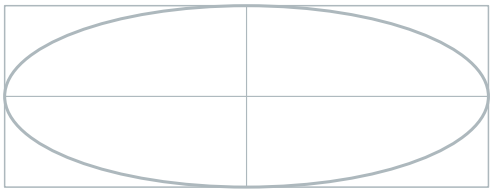

Self-check: smooth ends; centered axes; balanced halves; tangent contact with guide box when shown. A repeated line is a new attempt, not an exact numerical answer.

Zumola / CC BY 4.0 / Free to print, share and adapt with attribution

Rotate the ellipse axes

Use one calm pass. Check the major and minor axes, smooth turning and balance. Reference curves are geometric guides; hand-drawn quality is assessed with the checklist.



Self-check: smooth ends; centered axes; balanced halves; tangent contact with guide box when shown. A repeated line is a new attempt, not an exact numerical answer.

Zumola / CC BY 4.0 / Free to print, share and adapt with attribution

Build simple cylinders

Use one calm pass. Check the major and minor axes, smooth turning and balance. Reference curves are geometric guides; hand-drawn quality is assessed with the checklist.



Self-check: smooth ends; centered axes; balanced halves; tangent contact with guide box when shown. A repeated line is a new attempt, not an exact numerical answer.

Zumola / CC BY 4.0 / Free to print, share and adapt with attribution