One cube

ISO01 | Beginner | Fixed view: from positive x, y and z

GIVEN VIEW

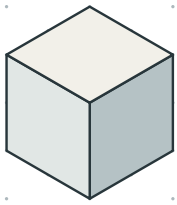

YOUR DRAWING

A SECOND ATTEMPT

One cube edge = two dot intervals (12.7 mm). Copy the visible form; hidden volume is not inferred from this image alone.

Free to print, share and adapt. Grid & Form / CC BY 4.0

Two in a row

ISO02 | Beginner | Fixed view: from positive x, y and z

GIVEN VIEW

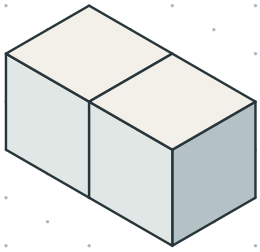

YOUR DRAWING

A SECOND ATTEMPT

One cube edge = two dot intervals (12.7 mm). Copy the visible form; hidden volume is not inferred from this image alone.

Free to print, share and adapt. Grid & Form / CC BY 4.0

The small L

ISO03 | Beginner | Fixed view: from positive x, y and z

GIVEN VIEW

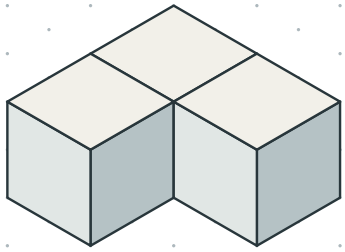

YOUR DRAWING

A SECOND ATTEMPT

One cube edge = two dot intervals (12.7 mm). Copy the visible form; hidden volume is not inferred from this image alone.

Free to print, share and adapt. Grid & Form / CC BY 4.0

A single step

ISO04 | Beginner | Fixed view: from positive x, y and z

GIVEN VIEW

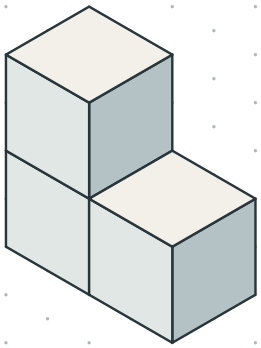

YOUR DRAWING

A SECOND ATTEMPT

One cube edge = two dot intervals (12.7 mm). Copy the visible form; hidden volume is not inferred from this image alone.

Free to print, share and adapt. Grid & Form / CC BY 4.0