Corner tower

ISO05 | Intermediate | Fixed view: from positive x, y and z

GIVEN VIEW

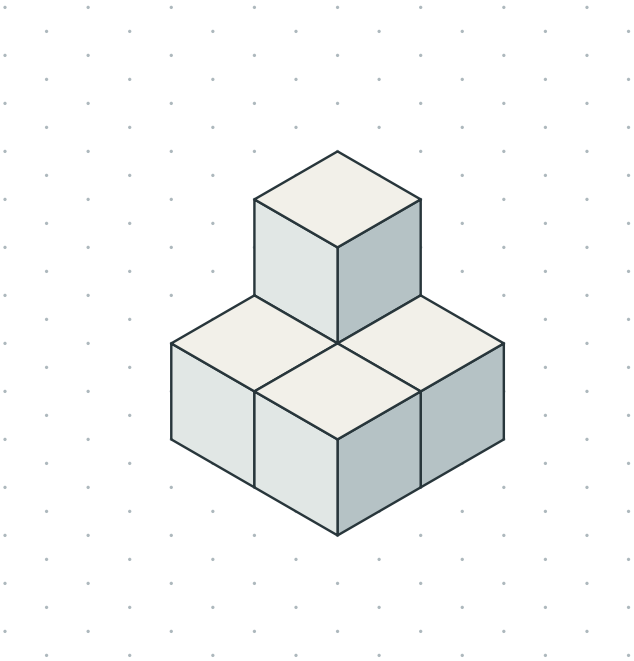

LINE SOLUTION



UNDERLYING MODEL

Total cubes: 5. This total includes hidden cubes. The column-height plan makes the model explicit.

2	1
1	1

Column heights: x runs right, y runs down. 0 means an empty column. All columns start at z = 0.

Keep vertical edges vertical and the other two edge families at +30 and -30 degrees. Shading is optional.

Free to print, share and adapt. Grid & Form / CC BY 4.0

Three steps

ISO06 | Intermediate | Fixed view: from positive x, y and z

GIVEN VIEW

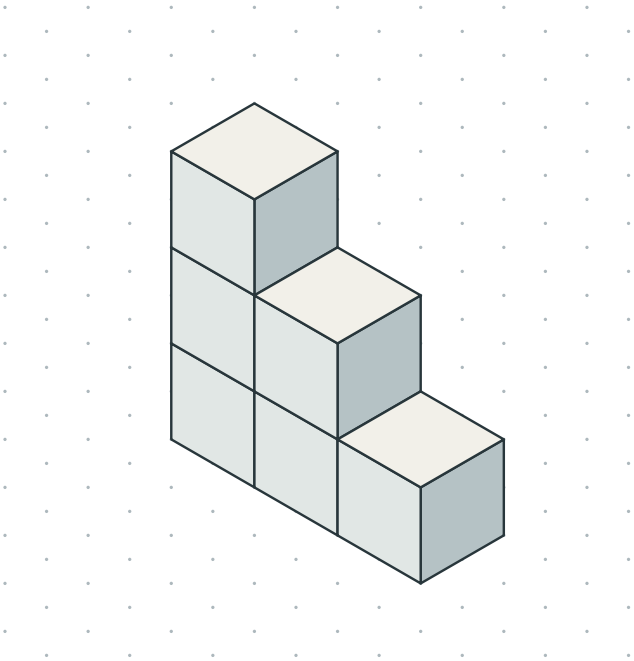

LINE SOLUTION

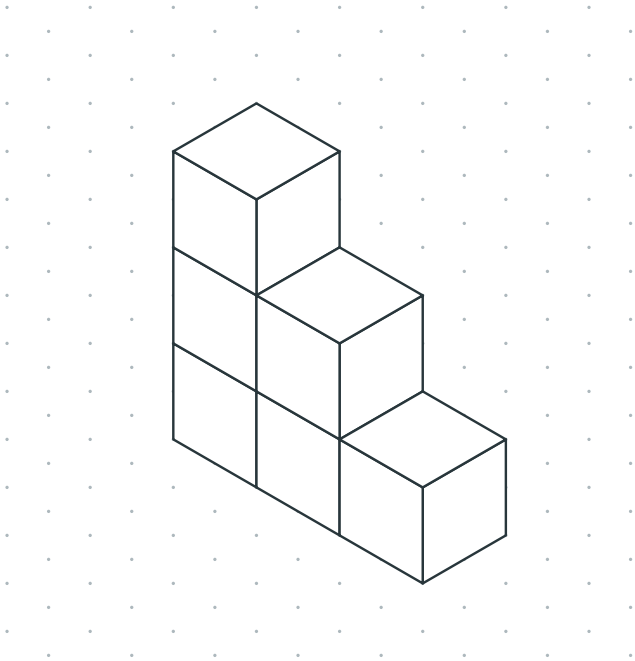

UNDERLYING MODEL

Total cubes: 6. This total includes hidden cubes. The column-height plan makes the model explicit.

3	2	1

Column heights: x runs right, y runs down. 0 means an empty column. All columns start at z = 0.

Keep vertical edges vertical and the other two edge families at +30 and -30 degrees. Shading is optional.

Free to print, share and adapt. Grid & Form / CC BY 4.0

An L with height

ISO07 | Intermediate | Fixed view: from positive x, y and z

GIVEN VIEW



LINE SOLUTION



UNDERLYING MODEL

Total cubes: 5. This total includes hidden cubes. The column-height plan makes the model explicit.

2	2
1	0

Column heights: x runs right, y runs down. 0 means an empty column. All columns start at z = 0.

Keep vertical edges vertical and the other two edge families at +30 and -30 degrees. Shading is optional.

Free to print, share and adapt. Grid & Form / CC BY 4.0

Low terrace

ISO08 | Intermediate | Fixed view: from positive x, y and z

GIVEN VIEW

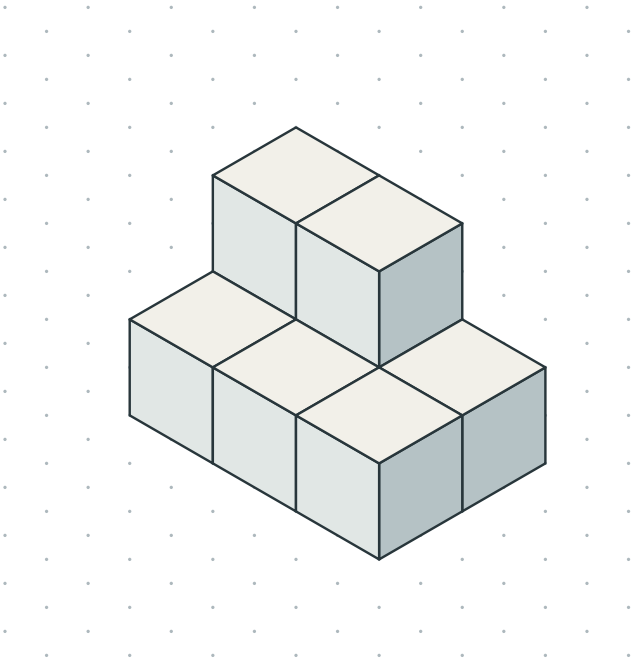

LINE SOLUTION



UNDERLYING MODEL

Total cubes: 8. This total includes hidden cubes. The column-height plan makes the model explicit.

2	2	1
1	1	1

Column heights: x runs right, y runs down. 0 means an empty column. All columns start at z = 0.

Keep vertical edges vertical and the other two edge families at +30 and -30 degrees. Shading is optional.

Free to print, share and adapt. Grid & Form / CC BY 4.0