Rectangular prism net

Rectangular Prism: edge lengths 2, 3, 4 units.

Use the complete net below. Label every face area, then add all faces exactly once. Diagrams use abstract units; they are not cut-and-fold templates.

REFERENCE / original information

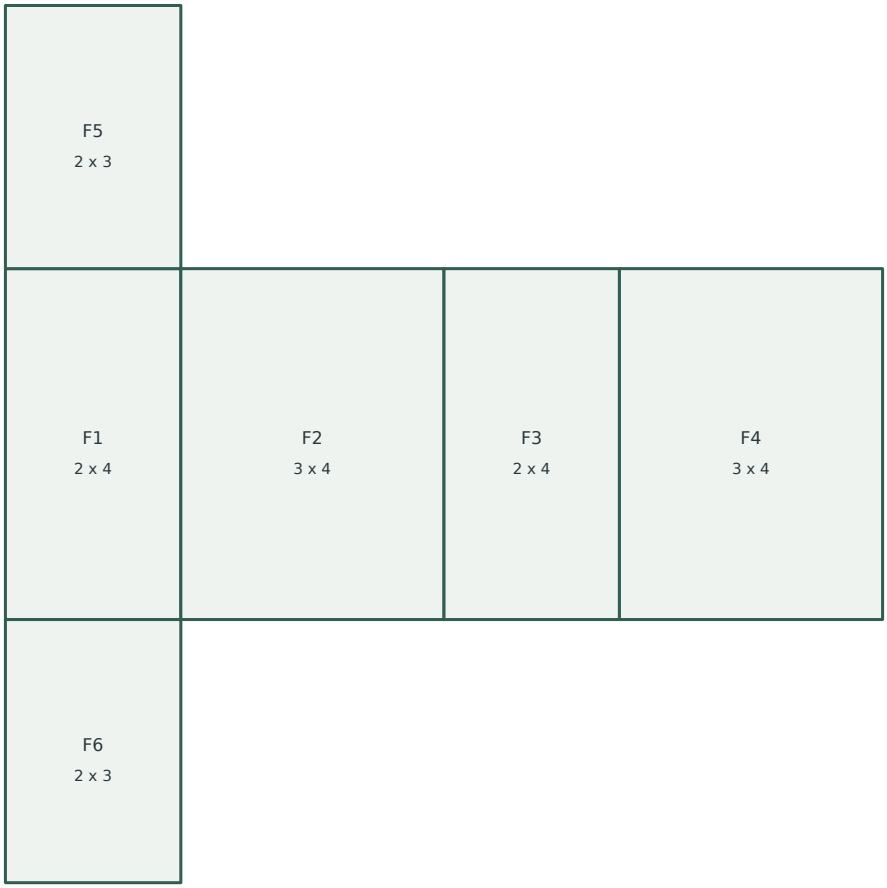

F labels identify faces; use the supplied dimensions for calculation.

Work / explanation:

Zumola / CC BY 4.0 / Free to print, share and adapt with attribution

Cube net

Cube: edge lengths 3, 3, 3 units.

Use the complete net below. Label every face area, then add all faces exactly once. Diagrams use abstract units; they are not cut-and-fold templates.

REFERENCE / original information

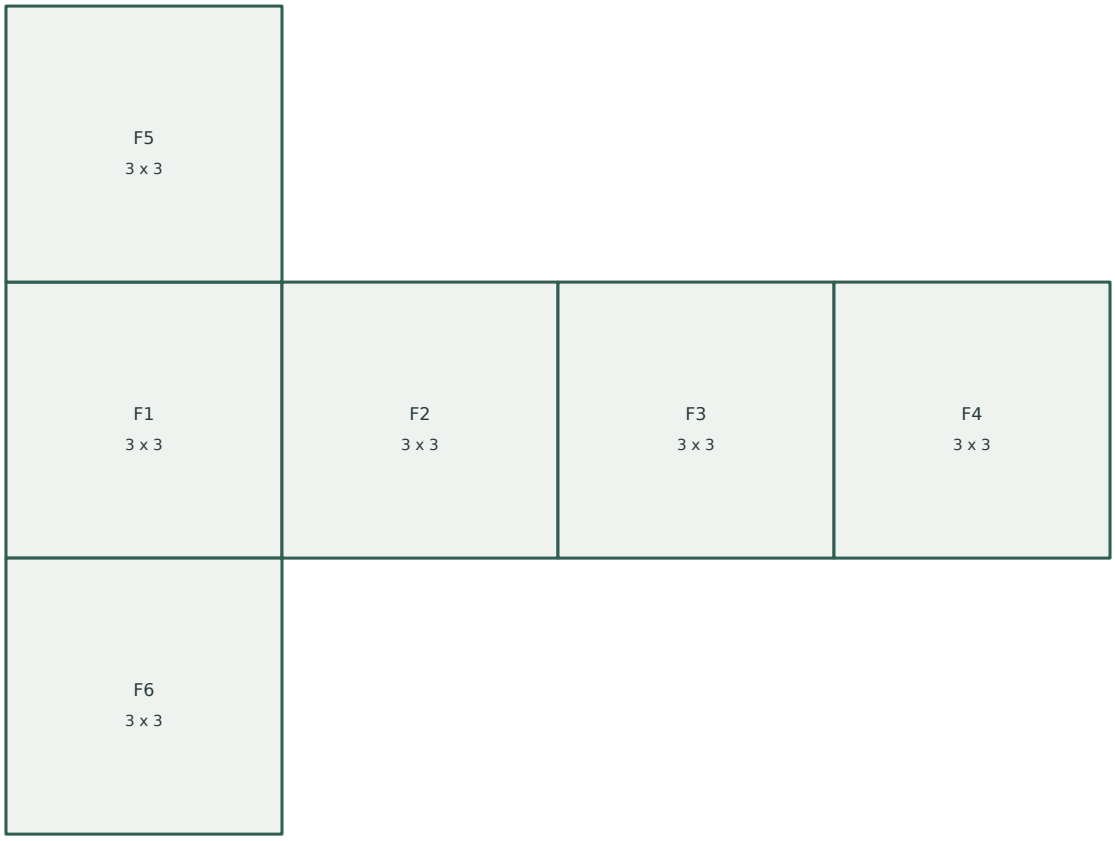

F labels identify faces; use the supplied dimensions for calculation.

Work / explanation:

Zumola / CC BY 4.0 / Free to print, share and adapt with attribution

Triangular prism net

Right triangular prism: base legs 3, 4; hypotenuse 5; prism length 5 units.

Use the complete net below. Label every face area, then add all faces exactly once. Diagrams use abstract units; they are not cut-and-fold templates.

REFERENCE / original information

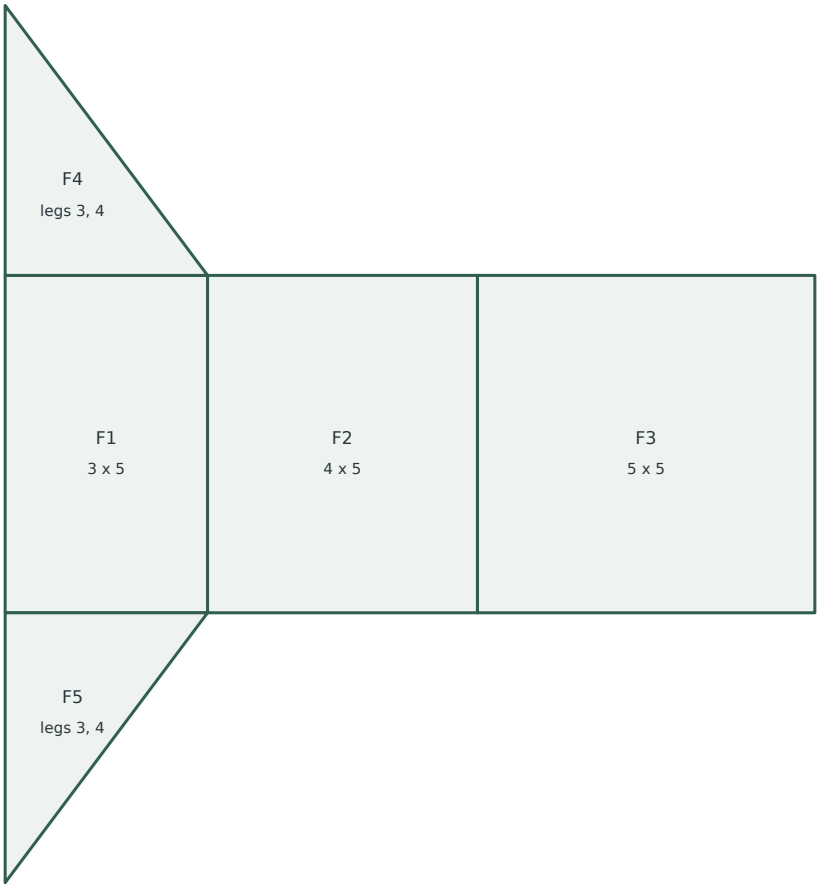

F labels identify faces; use the supplied dimensions for calculation.

Work / explanation:

Zumola / CC BY 4.0 / Free to print, share and adapt with attribution

Square pyramid net

Square pyramid: base side 4, face slant height 5 units. Slant height is perpendicular to each base edge within its triangular face.

Use the complete net below. Label every face area, then add all faces exactly once. Diagrams use abstract units; they are not cut-and-fold templates.

REFERENCE / original information

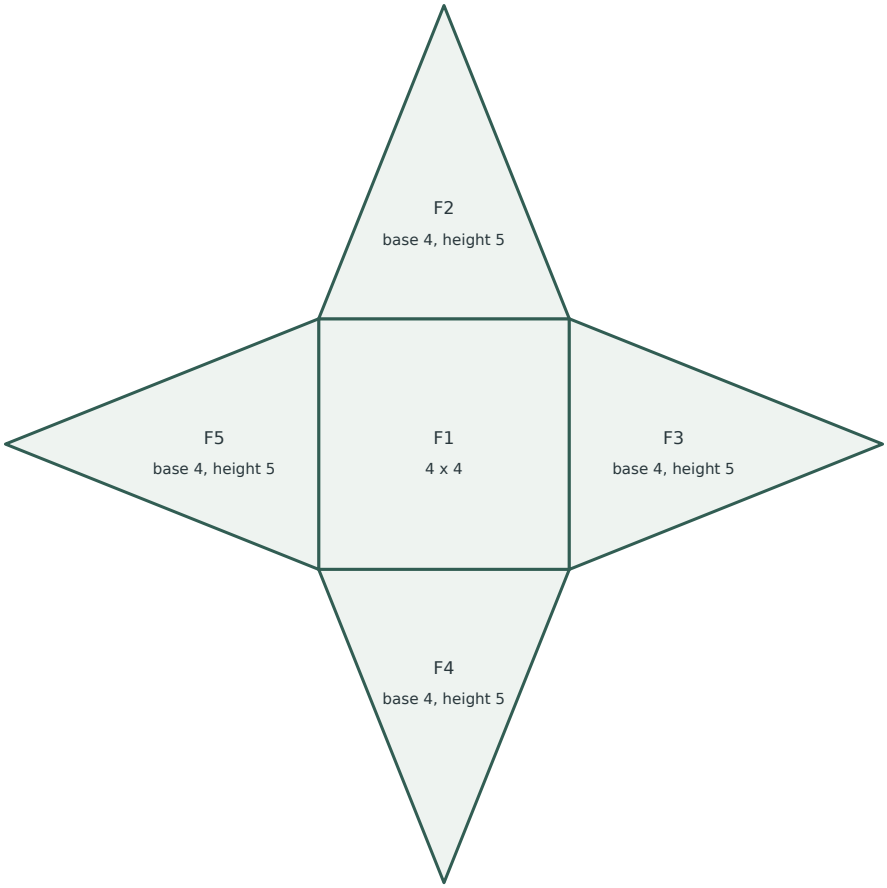

F labels identify faces; use the supplied dimensions for calculation.

Work / explanation:

Zumola / CC BY 4.0 / Free to print, share and adapt with attribution