Integer locations

Plot row A-C on the first line and row D-F on the second. Tick labels show integers; the stated step defines every smaller interval.

Step = 1 units. Values: A=-4, B=-1, C=0, D=2, E=3, F=5

First line: A, B, C

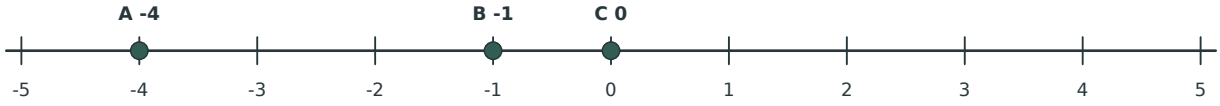

Second line: D, E, F

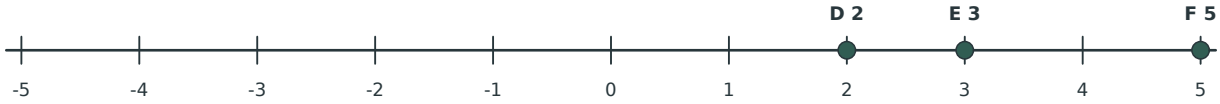

1. Order all six values from least to greatest. -4, -1, 0, 2, 3, 5.

2. Range: largest minus smallest? 9 units.

3. How do you choose a fractional location? Count the equal intervals, not the tick marks.

Original practice data / coordinate units, not ruler measurements / physical printing not tested

Zumola / CC BY 4.0 / Free to print, share and adapt with attribution

Quarter-unit fractions

Plot row A-C on the first line and row D-F on the second. Tick labels show integers; the stated step defines every smaller interval.

Step = 1/4 units. Values: A=-3/2, B=-1/4, C=0, D=1/2, E=5/4, F=7/4

First line: A, B, C

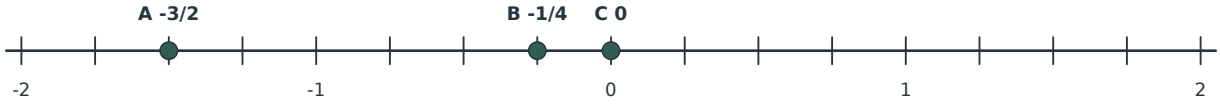

Second line: D, E, F

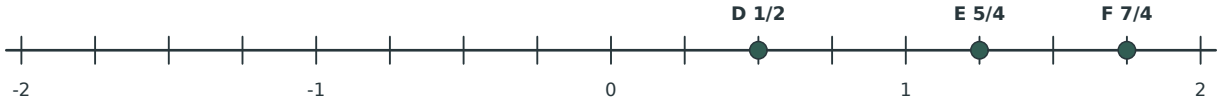

1. Order all six values from least to greatest. -3/2, -1/4, 0, 1/2, 5/4, 7/4.

2. Range: largest minus smallest? 13/4 units.

3. How do you choose a fractional location? Count the equal intervals, not the tick marks.

Original practice data / coordinate units, not ruler measurements / physical printing not tested

Zumola / CC BY 4.0 / Free to print, share and adapt with attribution

Tenths and decimals

Plot row A-C on the first line and row D-F on the second. Tick labels show integers; the stated step defines every smaller interval.

Step = 1/10 units. Values: A=-0.8, B=-0.3, C=0.1, D=0.4, E=0.7, F=0.9

First line: A, B, C

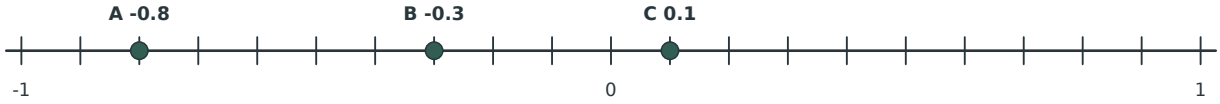

Second line: D, E, F

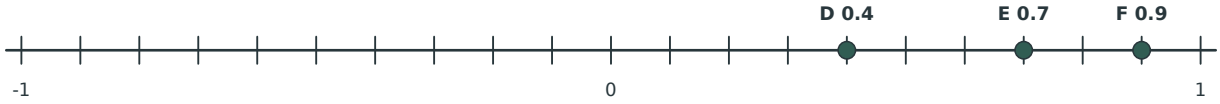

1. Order all six values from least to greatest. -4/5, -3/10, 1/10, 2/5, 7/10, 9/10.

2. Range: largest minus smallest? 17/10 units.

3. How do you choose a fractional location? Count the equal intervals, not the tick marks.

Original practice data / coordinate units, not ruler measurements / physical printing not tested

Zumola / CC BY 4.0 / Free to print, share and adapt with attribution

Half-unit locations

Plot row A-C on the first line and row D-F on the second. Tick labels show integers; the stated step defines every smaller interval.

Step = 1/2 units. Values: A=-5/2, B=-3/2, C=-1/2, D=1/2, E=3/2, F=5/2

First line: A, B, C

Second line: D, E, F

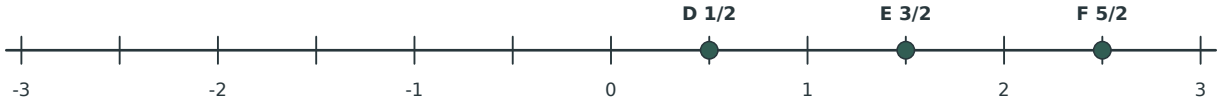

1. Order all six values from least to greatest. -5/2, -3/2, -1/2, 1/2, 3/2, 5/2.

2. Range: largest minus smallest? 5 units.

3. How do you choose a fractional location? Count the equal intervals, not the tick marks.

Original practice data / coordinate units, not ruler measurements / physical printing not tested

Zumola / CC BY 4.0 / Free to print, share and adapt with attribution