Four-patch planning: QB01

Traditional four-patch geometry, drawn for Zumola. Planning scale 1:4: one quarter-inch paper cell represents one finished inch. Seam allowance is listed separately; this is not a cutting template.

12 x 12 in finished / 76.2 mm diagram

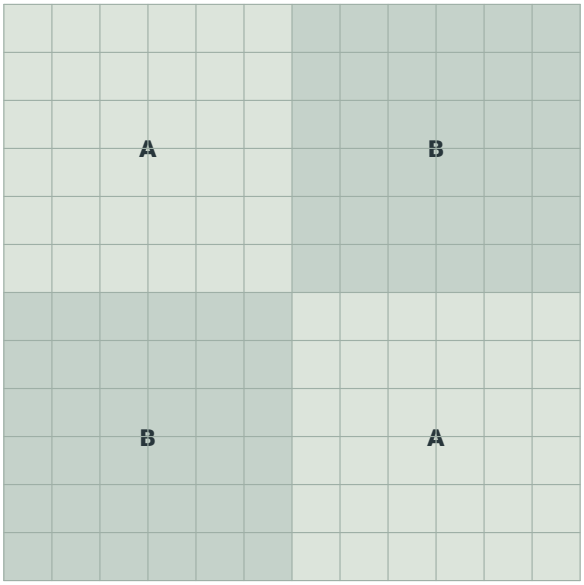

4 patches:2 A +2 B. Cut each 6.5 in square. Row: 6.5+6.5-0.5=12.5 in unfinished. Final finished block 12 in square.

One patch / 1:4 diagram



Assembled block / 1:4



Solid box = cut/unfinished boundary. Inner pale box = finished boundary.

Zumola / CC BY 4.0 / Free to print, share and adapt with attribution

Four-patch planning: QB02

Traditional four-patch geometry, drawn for Zumola. Planning scale 1:4: one quarter-inch paper cell represents one finished inch. Seam allowance is listed separately; this is not a cutting template.

24 x 24 in finished / 152.4 mm diagram



16 patches:8 A +8 B. Four 12.5 in unfinished blocks join 2x2:12.5+12.5-0.5=24.5 in unfinished. Finished layout24 in square. Each original cut square 6.5 in.

Zumola / CC BY 4.0 / Free to print, share and adapt with attribution