Four-patch planning: QB01

Traditional four-patch geometry, drawn for Zumola. Planning scale 1:4: one quarter-inch paper cell represents one finished inch. Seam allowance is listed separately; this is not a cutting template.

12 x 12 in finished / 76.2 mm diagram



Find A/B patch counts, cut-square size and assembled unfinished size. Assume exact 1/4 in seams on both sides of each join.

One patch / 1:4 diagram



Assembled block / 1:4



Solid box = cut/unfinished boundary. Inner pale box = finished boundary.

Zumola / CC BY 4.0 / Free to print, share and adapt with attribution

Four-patch planning: QB02

Traditional four-patch geometry, drawn for Zumola. Planning scale 1:4: one quarter-inch paper cell represents one finished inch. Seam allowance is listed separately; this is not a cutting template.

24 x 24 in finished / 152.4 mm diagram



Plan a 2x2 arrangement of four 12 in finished blocks. Find the total 6 in finished patch count, A/B counts and unfinished layout size with exact 1/4 in seams.

Zumola / CC BY 4.0 / Free to print, share and adapt with attribution