Five-step value scale

Reference tones are a simplified drawing guide and may print differently. Compare order, highlight and light direction. A hand-drawn study need not match these digital gray values.



1 2 3 4 5

Keep step 1 as paper-white. Darken successive boxes so each neighbor is visibly different. The last box is the darkest target; do not add extra steps.

Try the same sequence again below.



Self-check: distinct values; preserved paper highlight; consistent light. Use the separate reference as a comparison, not a numerical grade.

Zumola / CC BY 4.0 / Free to print, share and adapt with attribution

Seven-step value scale

Reference tones are a simplified drawing guide and may print differently. Compare order, highlight and light direction. A hand-drawn study need not match these digital gray values.



1 2 3 4 5 6 7

Keep step 1 as paper-white. Darken successive boxes so each neighbor is visibly different. The last box is the darkest target; do not add extra steps.

Try the same sequence again below.

Self-check: distinct values; preserved paper highlight; consistent light. Use the separate reference as a comparison, not a numerical grade.

Zumola / CC BY 4.0 / Free to print, share and adapt with attribution

Sphere: preserve the light

Reference tones are a simplified drawing guide and may print differently. Compare order, highlight and light direction. A hand-drawn study need not match these digital gray values.



Light is upper-left/front. Keep the lit part lighter and the turning-away planes darker. These studies omit cast shadows and reflected-light detail to focus on form values.

Self-check: distinct values; preserved paper highlight; consistent light. Use the separate reference as a comparison, not a numerical grade.

Zumola / CC BY 4.0 / Free to print, share and adapt with attribution

Cube: compare three planes

Reference tones are a simplified drawing guide and may print differently. Compare order, highlight and light direction. A hand-drawn study need not match these digital gray values.

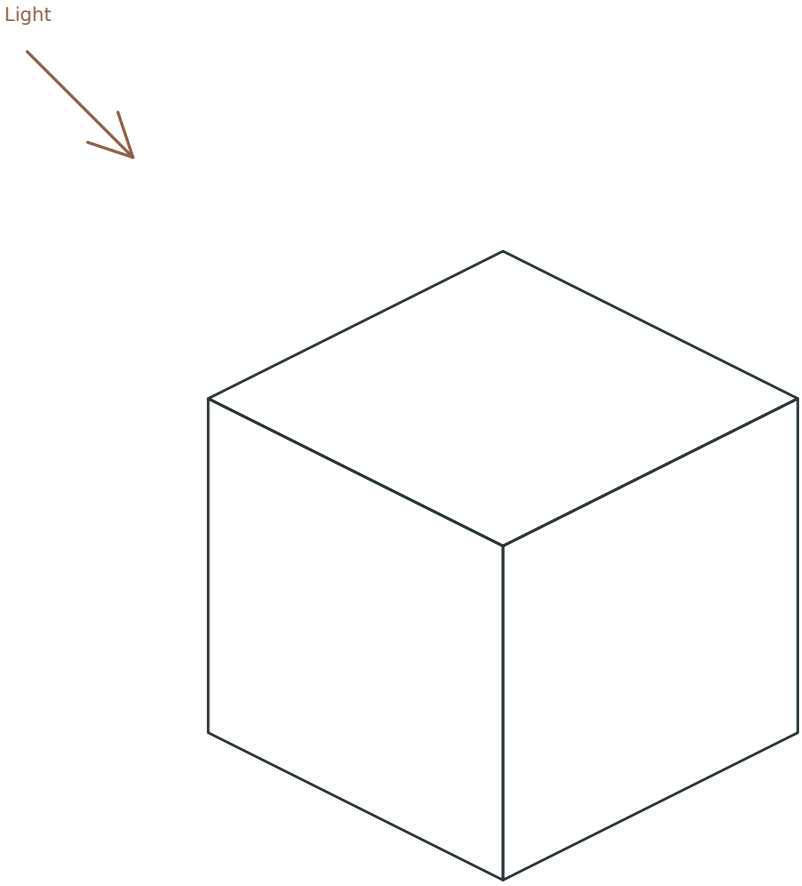

Light is upper-left/front. Keep the lit part lighter and the turning-away planes darker. These studies omit cast shadows and reflected-light detail to focus on form values.

Self-check: distinct values; preserved paper highlight; consistent light. Use the separate reference as a comparison, not a numerical grade.

Zumola / CC BY 4.0 / Free to print, share and adapt with attribution

Cylinder: turn the tone

Reference tones are a simplified drawing guide and may print differently. Compare order, highlight and light direction. A hand-drawn study need not match these digital gray values.



Light is upper-left/front. Keep the lit part lighter and the turning-away planes darker. These studies omit cast shadows and reflected-light detail to focus on form values.

Self-check: distinct values; preserved paper highlight; consistent light. Use the separate reference as a comparison, not a numerical grade.

Zumola / CC BY 4.0 / Free to print, share and adapt with attribution