Positive fractional slope

Read the given graph. Use B minus A for both changes. A vertical line has no finite slope; do not divide by zero.

A = (-4, -3); B = (2, 1). Arrows show coordinate directions. Every grid interval is 1 unit.

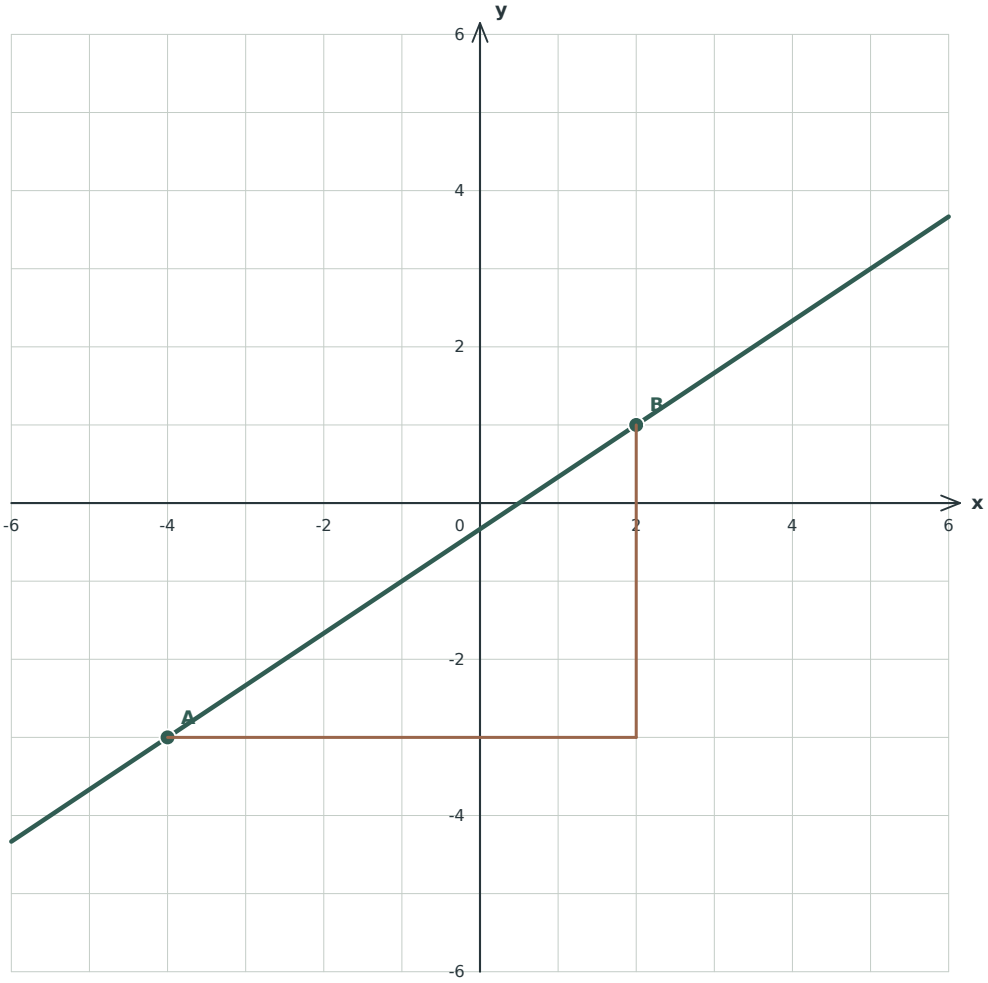

1. Find signed vertical and horizontal changes, B minus A? 4 units. Horizontal change = 6 units.

2. Slope (vertical / horizontal change)? 4/6 = 2/3.

3. How does the line run as x increases? Rises to the right.

Original practice data / coordinate units, not ruler measurements / physical printing not tested

Zumola / CC BY 4.0 / Free to print, share and adapt with attribution

Negative fractional slope

Read the given graph. Use B minus A for both changes. A vertical line has no finite slope; do not divide by zero.

A = (-4, 3); B = (4, -1). Arrows show coordinate directions. Every grid interval is 1 unit.

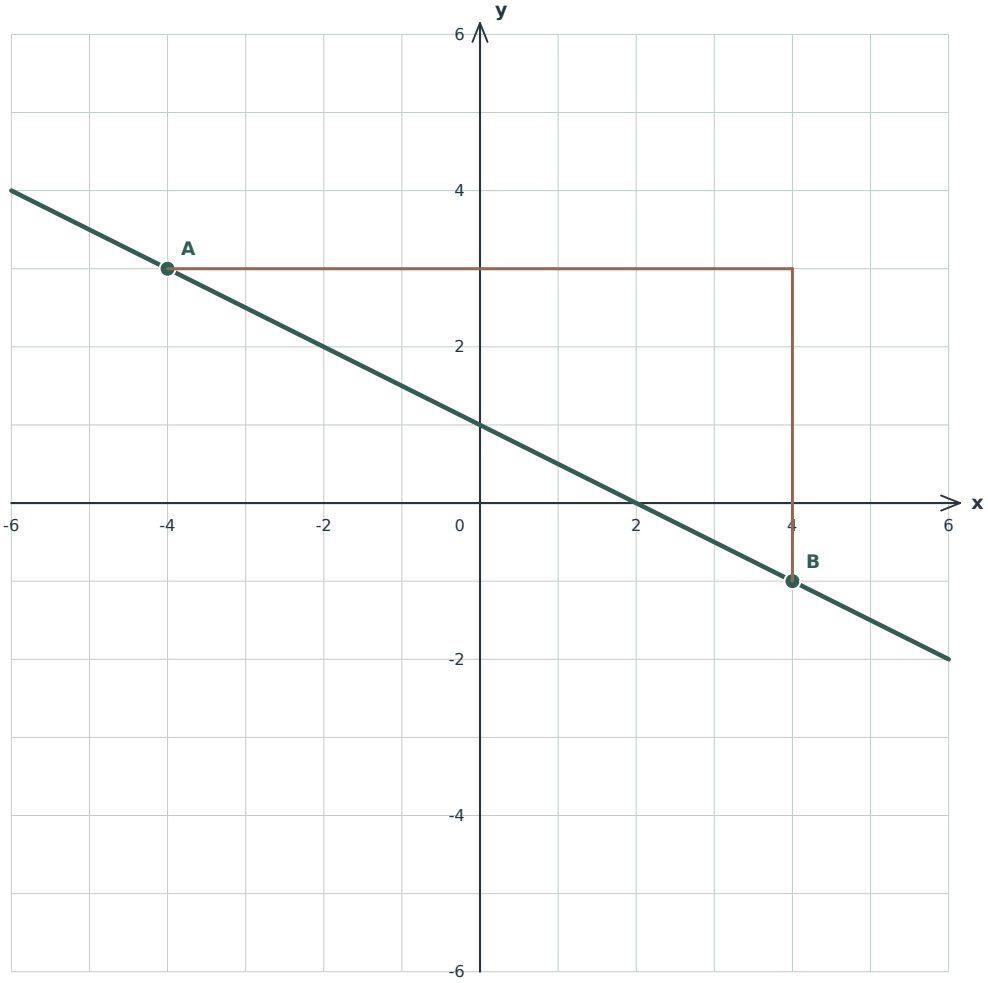

1. Find signed vertical and horizontal changes, B minus A? -4 units. Horizontal change = 8 units.

2. Slope (vertical / horizontal change)? -4/8 = -1/2.

3. How does the line run as x increases? Falls to the right.

Original practice data / coordinate units, not ruler measurements / physical printing not tested

Zumola / CC BY 4.0 / Free to print, share and adapt with attribution

Horizontal line

Read the given graph. Use B minus A for both changes. A vertical line has no finite slope; do not divide by zero.

A = (-4, 2); B = (3, 2). Arrows show coordinate directions. Every grid interval is 1 unit.

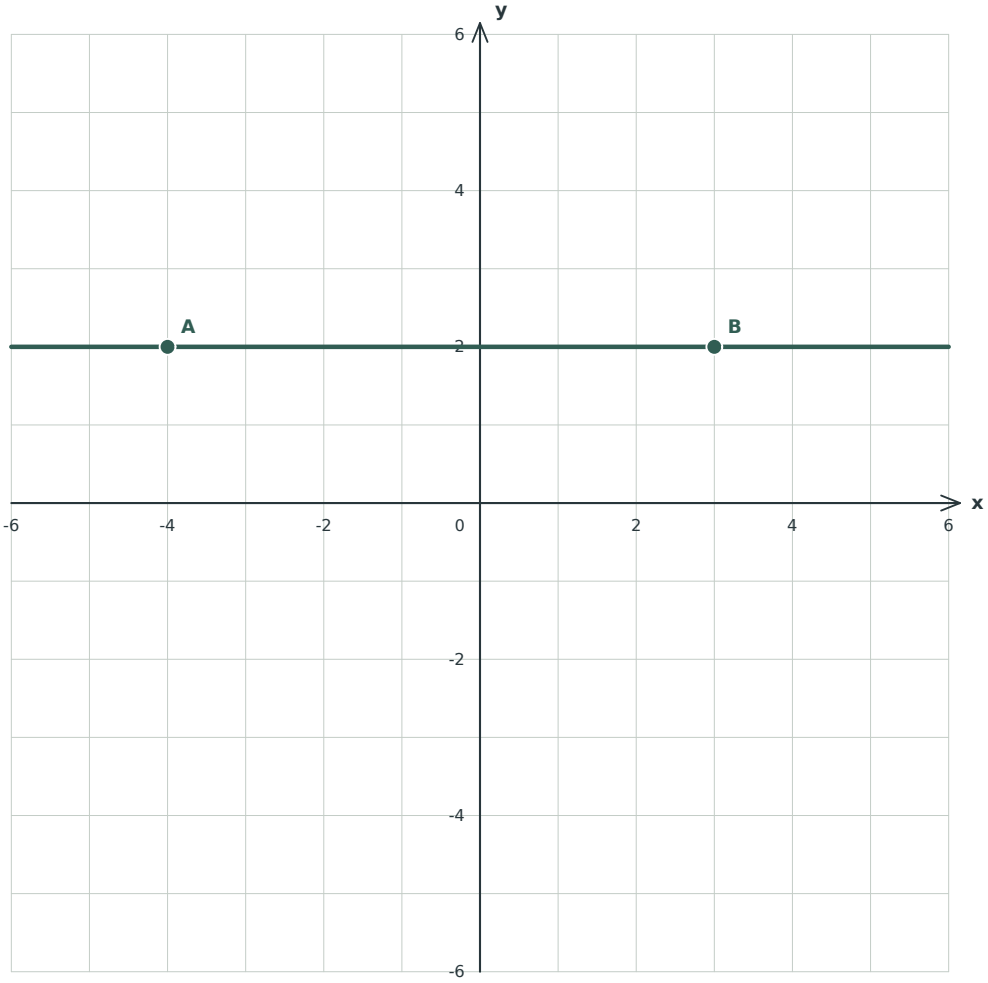

1. Find signed vertical and horizontal changes, B minus A? 0 units. Horizontal change = 7 units.

2. Slope (vertical / horizontal change)? 0/7 = 0.

3. How does the line run as x increases? Horizontal (zero slope).

Original practice data / coordinate units, not ruler measurements / physical printing not tested

Zumola / CC BY 4.0 / Free to print, share and adapt with attribution

Vertical line

Read the given graph. Use B minus A for both changes. A vertical line has no finite slope; do not divide by zero.

A = (2, -4); B = (2, 4). Arrows show coordinate directions. Every grid interval is 1 unit.

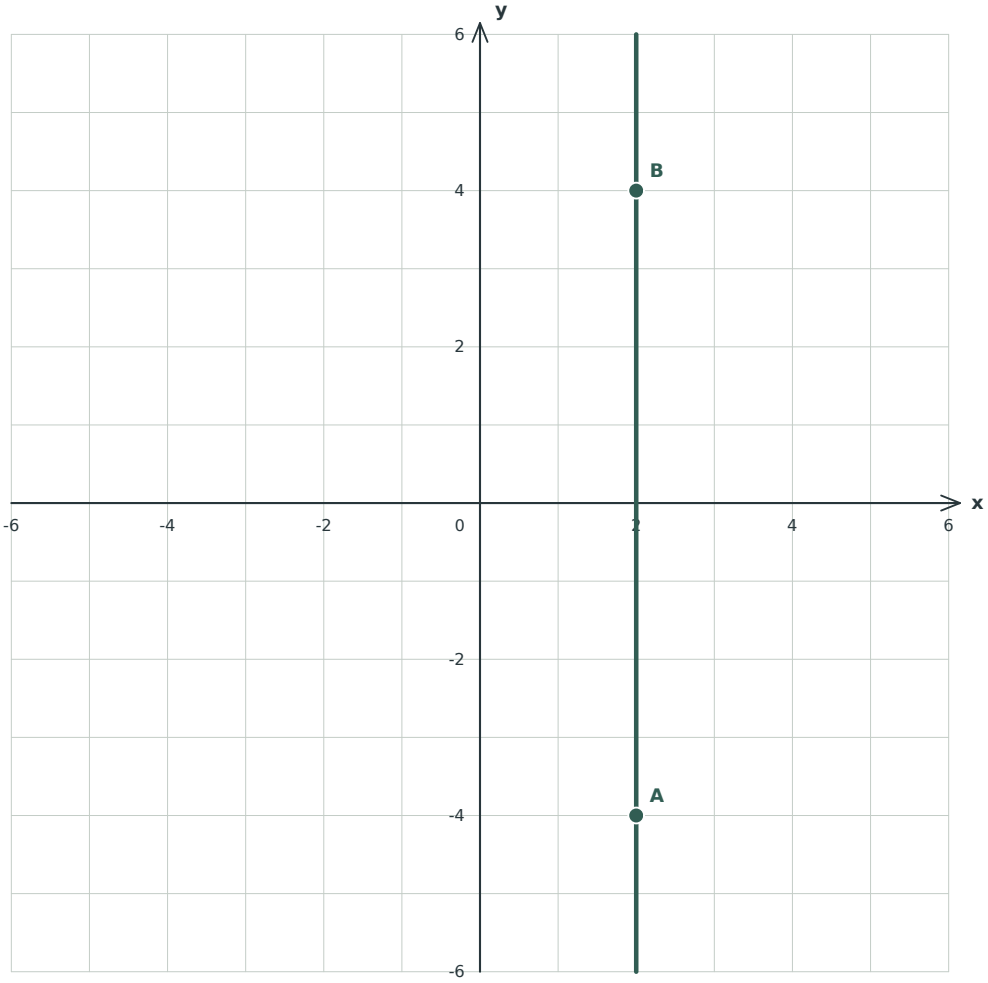

1. Find signed vertical and horizontal changes, B minus A? 8 units. Horizontal change = 0 units.

2. Slope (vertical / horizontal change)? Undefined: horizontal change is zero.

3. How does the line run as x increases? Vertical, with no finite slope.

Original practice data / coordinate units, not ruler measurements / physical printing not tested

Zumola / CC BY 4.0 / Free to print, share and adapt with attribution

Steep positive slope

Read the given graph. Use B minus A for both changes. A vertical line has no finite slope; do not divide by zero.

A = (-2, -5); B = (2, 5). Arrows show coordinate directions. Every grid interval is 1 unit.

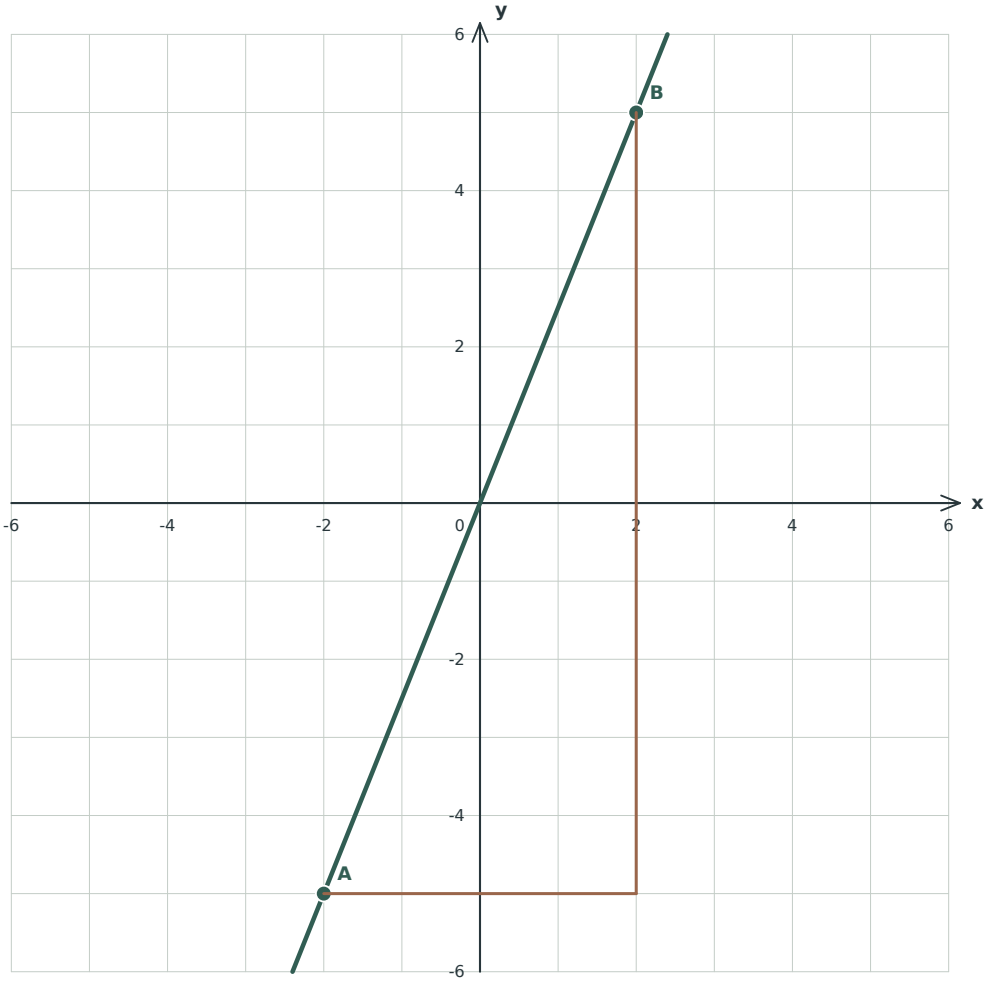

1. Find signed vertical and horizontal changes, B minus A? 10 units. Horizontal change = 4 units.

2. Slope (vertical / horizontal change)? 10/4 = 5/2.

3. How does the line run as x increases? Rises to the right.

Original practice data / coordinate units, not ruler measurements / physical printing not tested

Zumola / CC BY 4.0 / Free to print, share and adapt with attribution

Negative integer slope

Read the given graph. Use B minus A for both changes. A vertical line has no finite slope; do not divide by zero.

A = (-2, 5); B = (2, -3). Arrows show coordinate directions. Every grid interval is 1 unit.

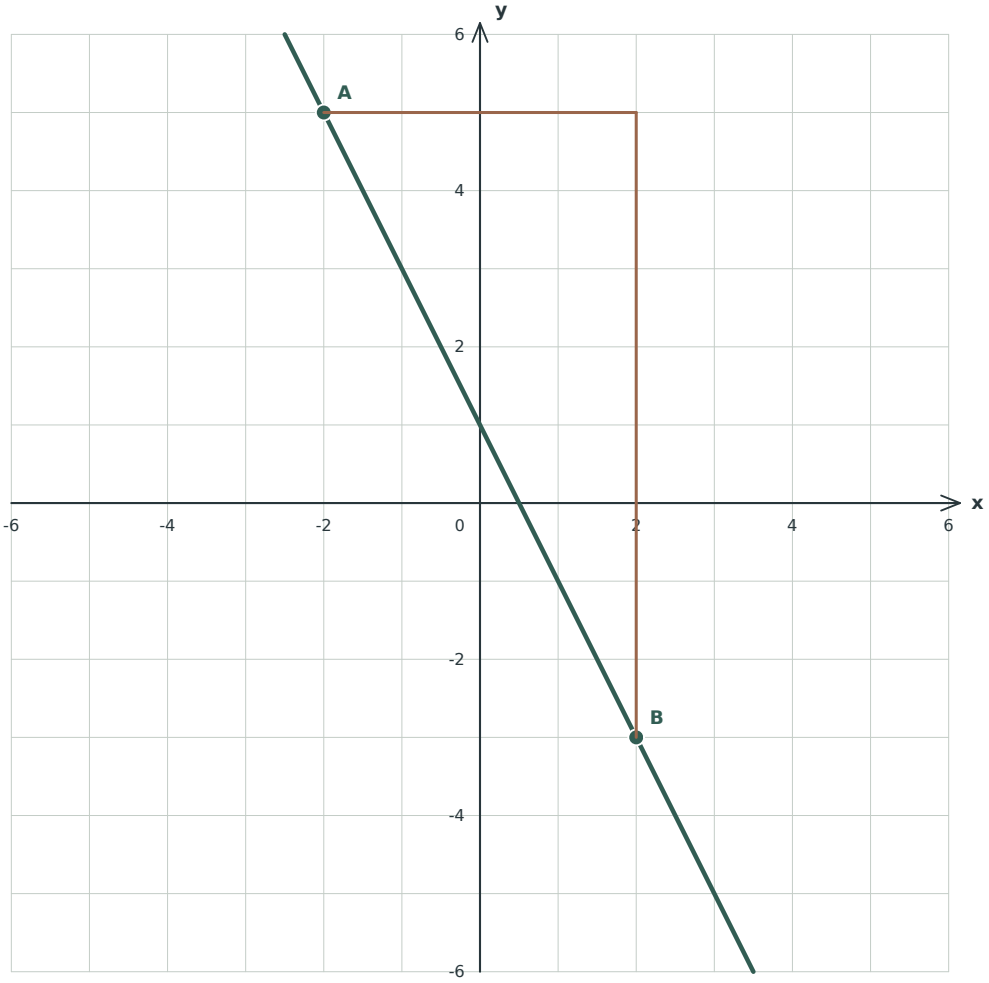

1. Find signed vertical and horizontal changes, B minus A? -8 units. Horizontal change = 4 units.

2. Slope (vertical / horizontal change)? -8/4 = -2.

3. How does the line run as x increases? Falls to the right.

Original practice data / coordinate units, not ruler measurements / physical printing not tested

Zumola / CC BY 4.0 / Free to print, share and adapt with attribution