Positive fractional slope

Read the given graph. Use B minus A for both changes. A vertical line has no finite slope; do not divide by zero.

A = (-4, -3); B = (2, 1). Arrows show coordinate directions. Every grid interval is 1 unit.

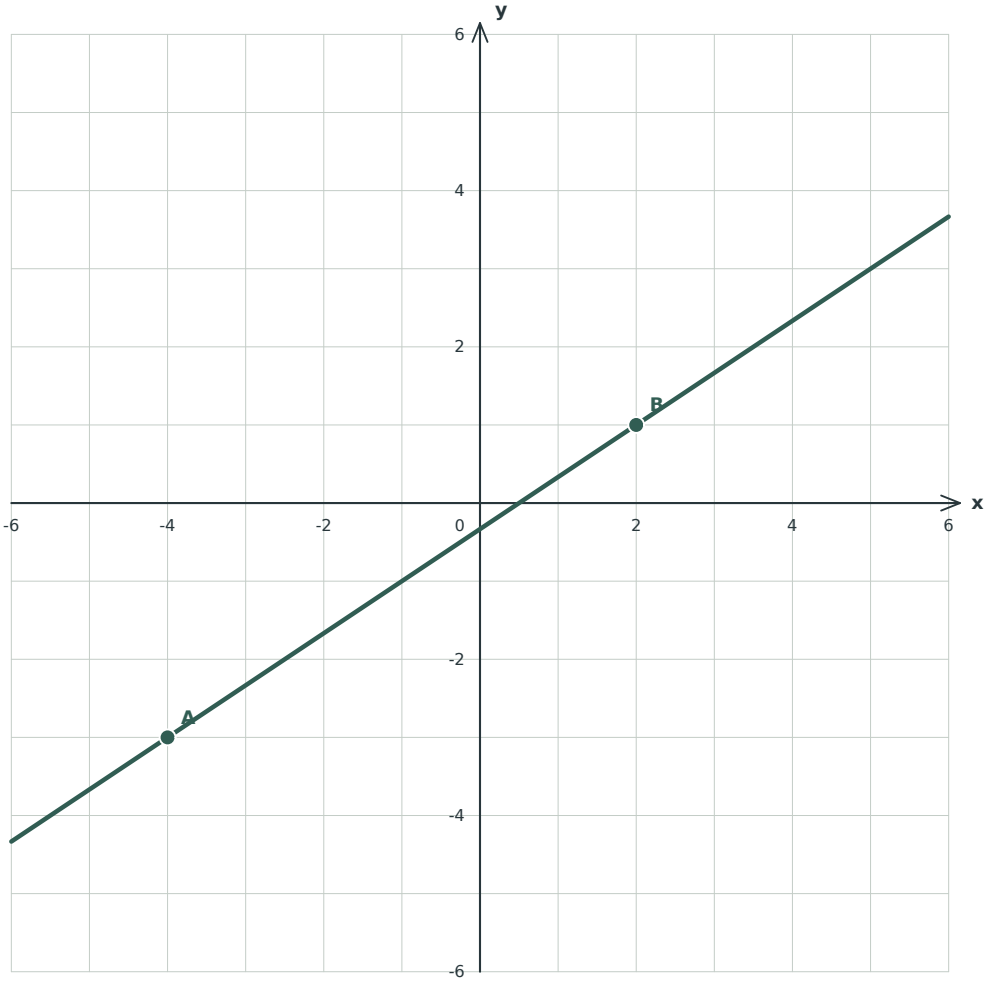

1. Find signed vertical and horizontal changes, B minus A? _____

2. Slope (vertical / horizontal change)? _____

3. How does the line run as x increases? _____

Original practice data / coordinate units, not ruler measurements / physical printing not tested

Zumola / CC BY 4.0 / Free to print, share and adapt with attribution

Negative fractional slope

Read the given graph. Use B minus A for both changes. A vertical line has no finite slope; do not divide by zero.

A = (-4, 3); B = (4, -1). Arrows show coordinate directions. Every grid interval is 1 unit.

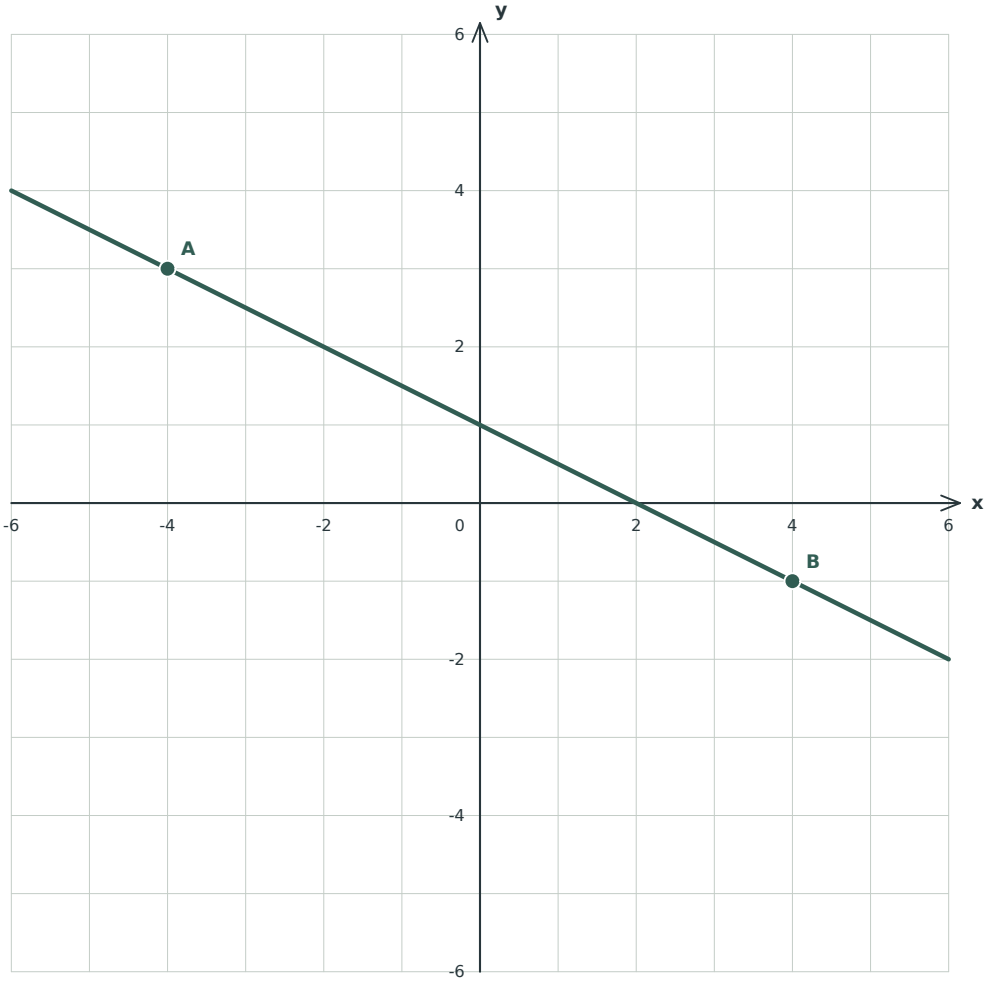

1. Find signed vertical and horizontal changes, B minus A? _____

2. Slope (vertical / horizontal change)? _____

3. How does the line run as x increases? _____

Original practice data / coordinate units, not ruler measurements / physical printing not tested

Zumola / CC BY 4.0 / Free to print, share and adapt with attribution

Horizontal line

Read the given graph. Use B minus A for both changes. A vertical line has no finite slope; do not divide by zero.

A = (-4, 2); B = (3, 2). Arrows show coordinate directions. Every grid interval is 1 unit.

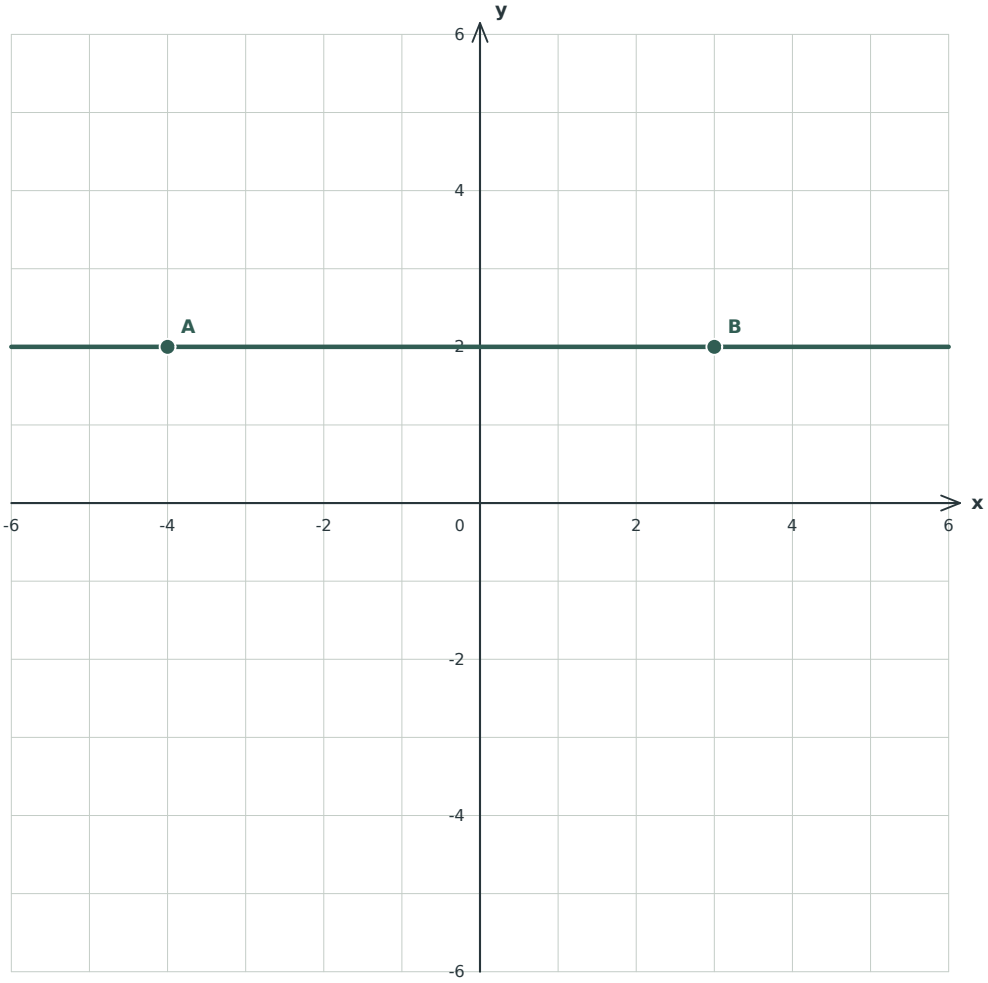

1. Find signed vertical and horizontal changes, B minus A? _____

2. Slope (vertical / horizontal change)? _____

3. How does the line run as x increases? _____

Original practice data / coordinate units, not ruler measurements / physical printing not tested

Zumola / CC BY 4.0 / Free to print, share and adapt with attribution

Vertical line

Read the given graph. Use B minus A for both changes. A vertical line has no finite slope; do not divide by zero.

A = (2, -4); B = (2, 4). Arrows show coordinate directions. Every grid interval is 1 unit.

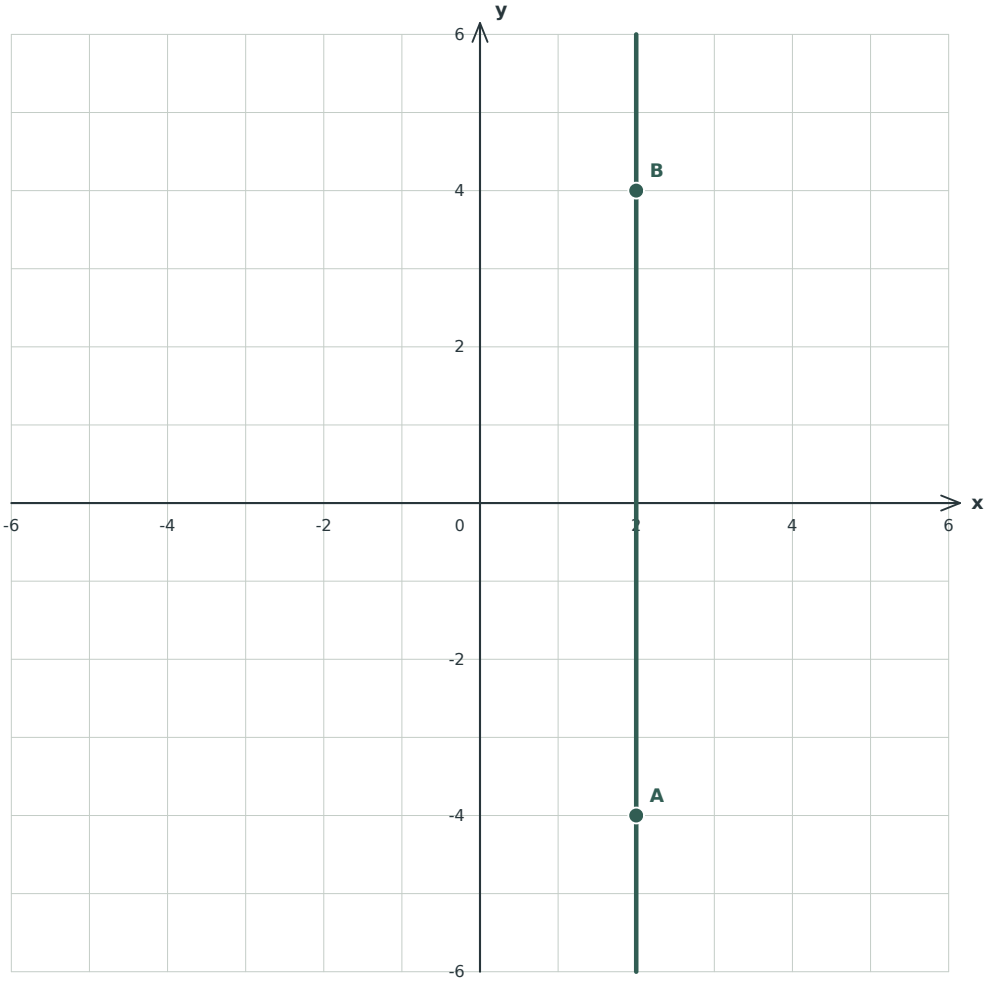

1. Find signed vertical and horizontal changes, B minus A? _____

2. Slope (vertical / horizontal change)? _____

3. How does the line run as x increases? _____

Original practice data / coordinate units, not ruler measurements / physical printing not tested

Zumola / CC BY 4.0 / Free to print, share and adapt with attribution

Steep positive slope

Read the given graph. Use B minus A for both changes. A vertical line has no finite slope; do not divide by zero.

A = (-2, -5); B = (2, 5). Arrows show coordinate directions. Every grid interval is 1 unit.

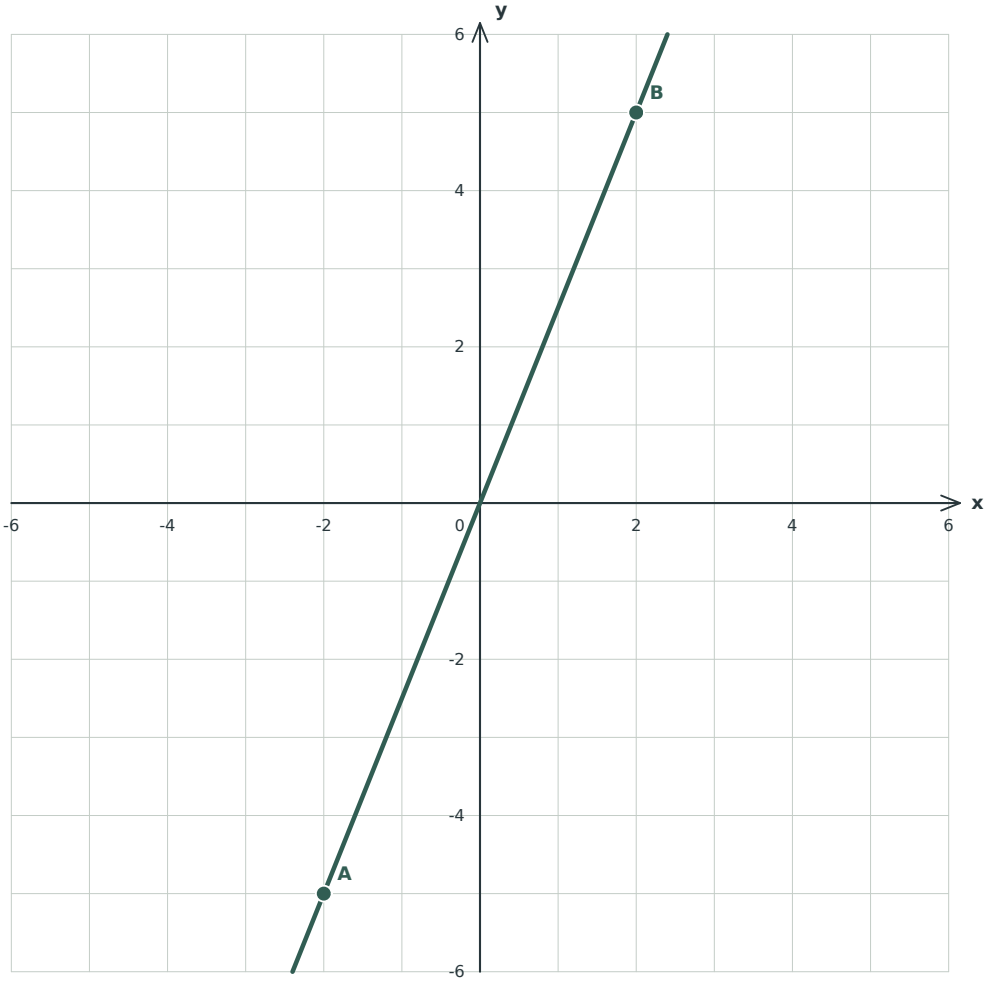

1. Find signed vertical and horizontal changes, B minus A? _____

2. Slope (vertical / horizontal change)? _____

3. How does the line run as x increases? _____

Original practice data / coordinate units, not ruler measurements / physical printing not tested

Zumola / CC BY 4.0 / Free to print, share and adapt with attribution

Negative integer slope

Read the given graph. Use B minus A for both changes. A vertical line has no finite slope; do not divide by zero.

A = (-2, 5); B = (2, -3). Arrows show coordinate directions. Every grid interval is 1 unit.

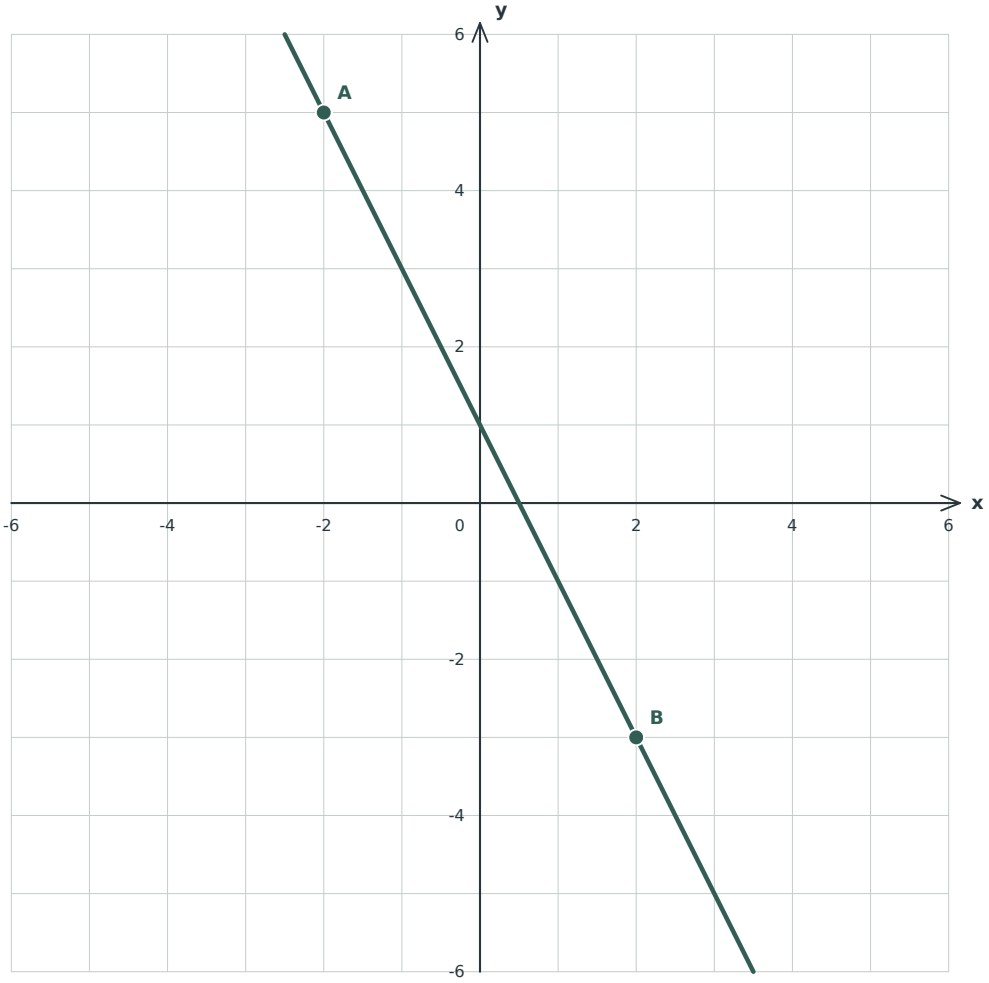

1. Find signed vertical and horizontal changes, B minus A? _____

2. Slope (vertical / horizontal change)? _____

3. How does the line run as x increases? _____

Original practice data / coordinate units, not ruler measurements / physical printing not tested

Zumola / CC BY 4.0 / Free to print, share and adapt with attribution