A fractional rise

Construct the line from its equation. In y=mx+b, m is the signed slope and (0,b) is the y-intercept.

y = 2/3x + 1. Table x values: -3, 0, 3. Every grid interval is 1 unit.

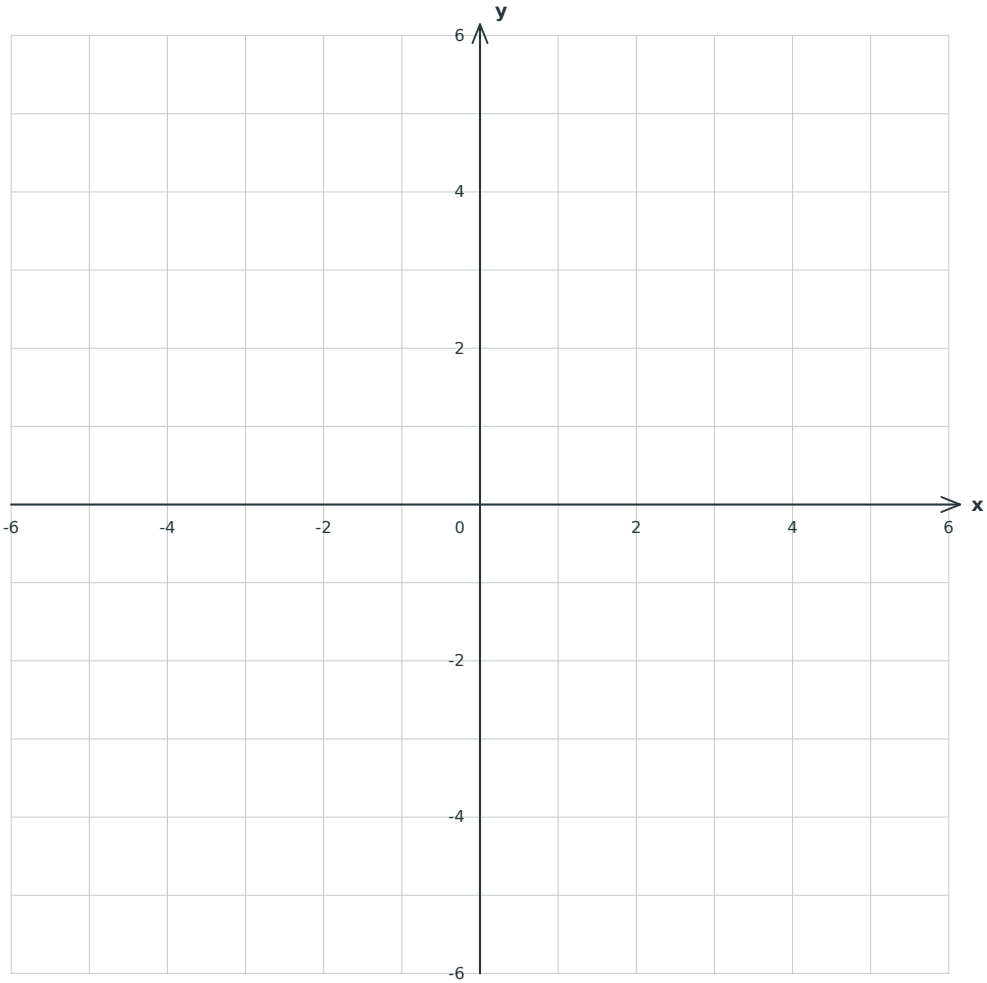

1. Identify m, b and the y-intercept. _____

2. Calculate the three table y values. _____

3. Draw the line through the correct points. _____

Original practice data / coordinate units, not ruler measurements / physical printing not tested

Zumola / CC BY 4.0 / Free to print, share and adapt with attribution

A negative slope

Construct the line from its equation. In y=mx+b, m is the signed slope and (0,b) is the y-intercept.

y = -1/2x + 2. Table x values: -4, 0, 4. Every grid interval is 1 unit.

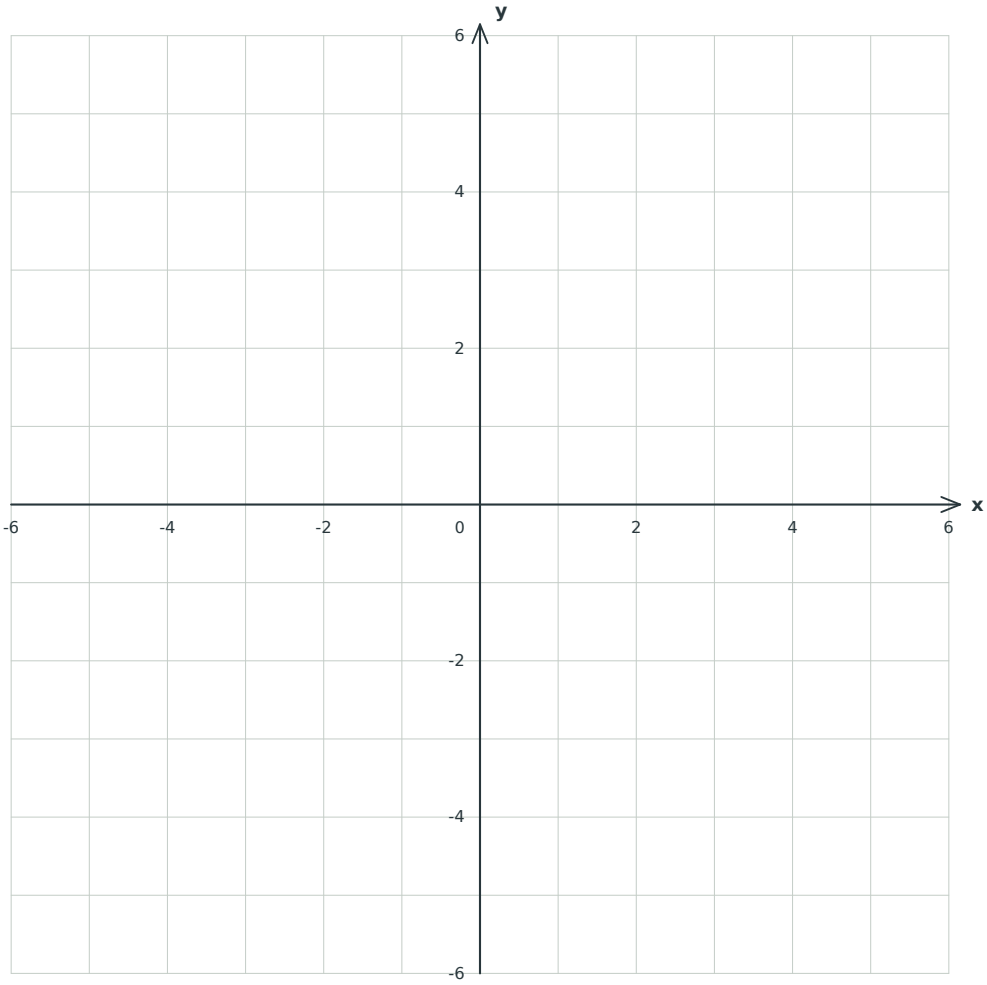

1. Identify m, b and the y-intercept. _____

2. Calculate the three table y values. _____

3. Draw the line through the correct points. _____

Original practice data / coordinate units, not ruler measurements / physical printing not tested

Zumola / CC BY 4.0 / Free to print, share and adapt with attribution

A horizontal line

Construct the line from its equation. In y=mx+b, m is the signed slope and (0,b) is the y-intercept.

y = 0x - 3. Table x values: -4, 0, 4. Every grid interval is 1 unit.

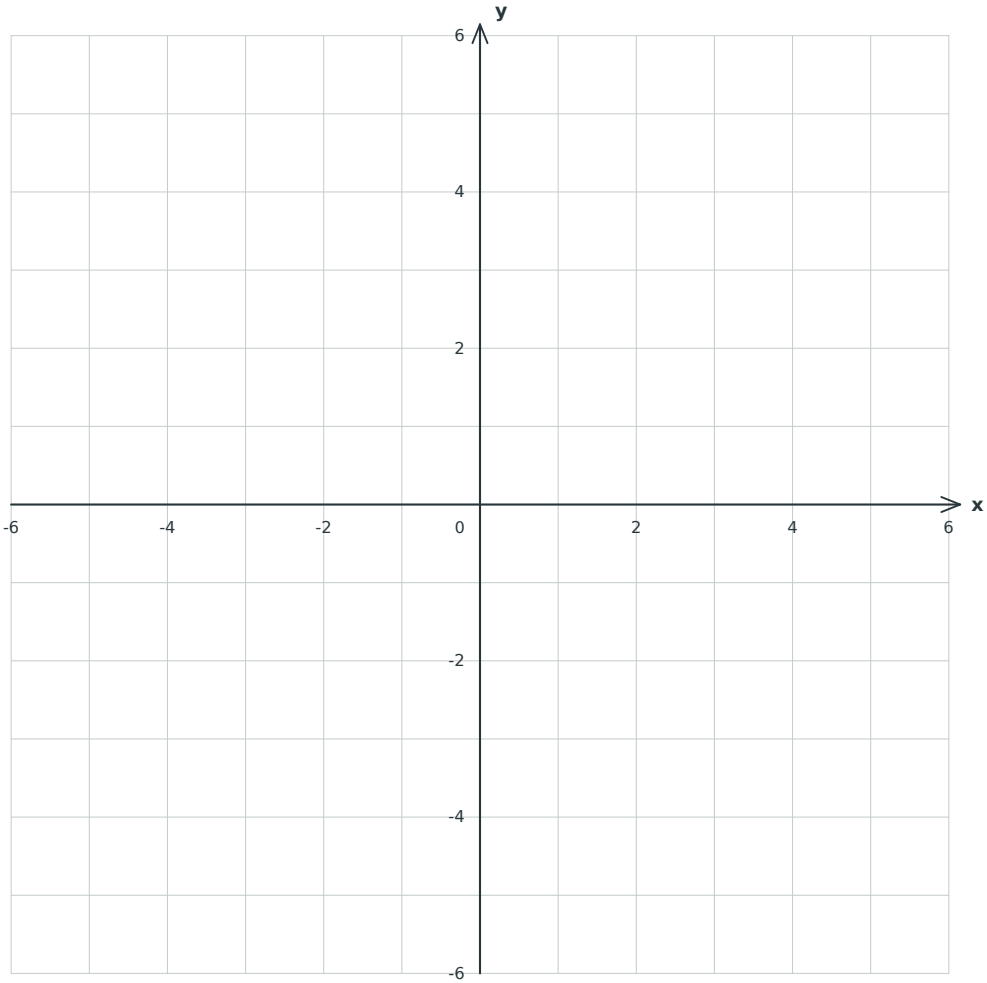

1. Identify m, b and the y-intercept. _____

2. Calculate the three table y values. _____

3. Draw the line through the correct points. _____

Original practice data / coordinate units, not ruler measurements / physical printing not tested

Zumola / CC BY 4.0 / Free to print, share and adapt with attribution

A steep rising line

Construct the line from its equation. In y=mx+b, m is the signed slope and (0,b) is the y-intercept.

y = 2x - 1. Table x values: -2, 0, 2. Every grid interval is 1 unit.

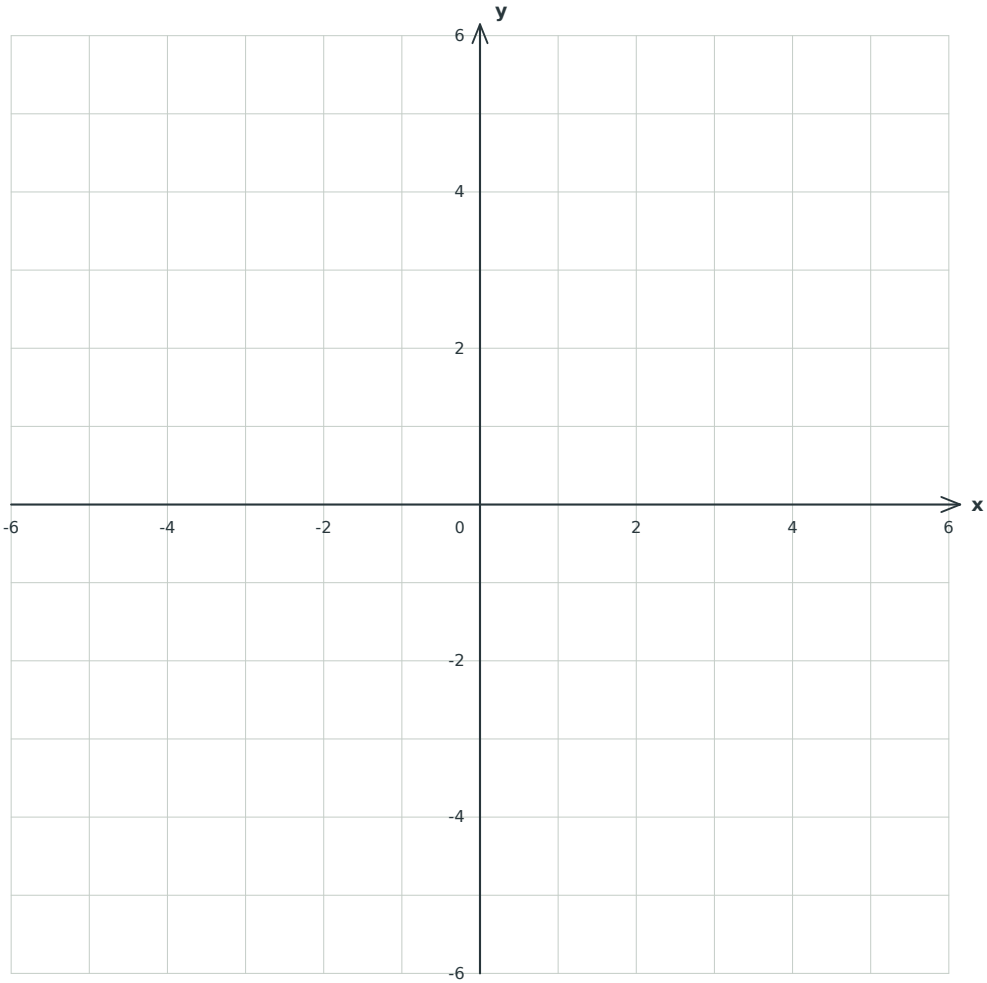

1. Identify m, b and the y-intercept. _____

2. Calculate the three table y values. _____

3. Draw the line through the correct points. _____

Original practice data / coordinate units, not ruler measurements / physical printing not tested

Zumola / CC BY 4.0 / Free to print, share and adapt with attribution

A line falling through a negative intercept

Construct the line from its equation. In y=mx+b, m is the signed slope and (0,b) is the y-intercept.

y = -1x - 2. Table x values: -4, 0, 3. Every grid interval is 1 unit.

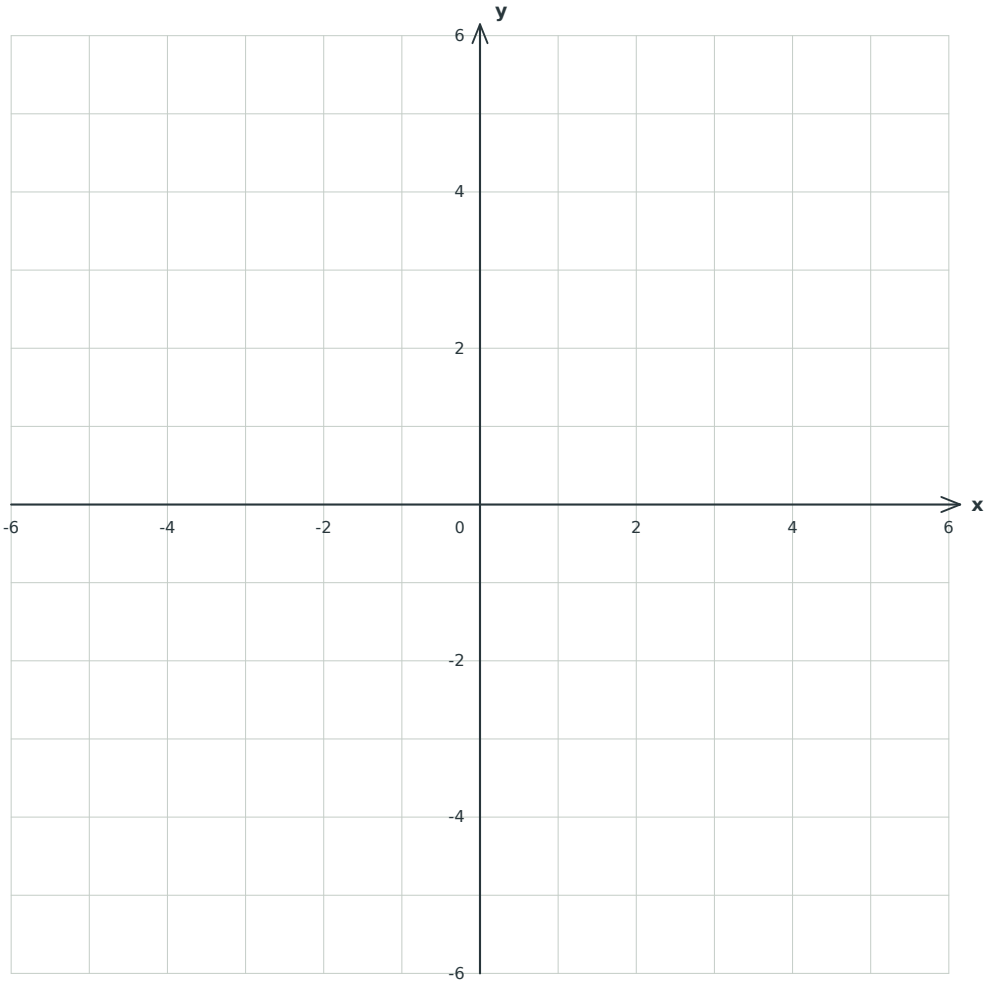

1. Identify m, b and the y-intercept. _____

2. Calculate the three table y values. _____

3. Draw the line through the correct points. _____

Original practice data / coordinate units, not ruler measurements / physical printing not tested

Zumola / CC BY 4.0 / Free to print, share and adapt with attribution

A line through the origin

Construct the line from its equation. In y=mx+b, m is the signed slope and (0,b) is the y-intercept.

y = 1/3x + 0. Table x values: -3, 0, 3. Every grid interval is 1 unit.

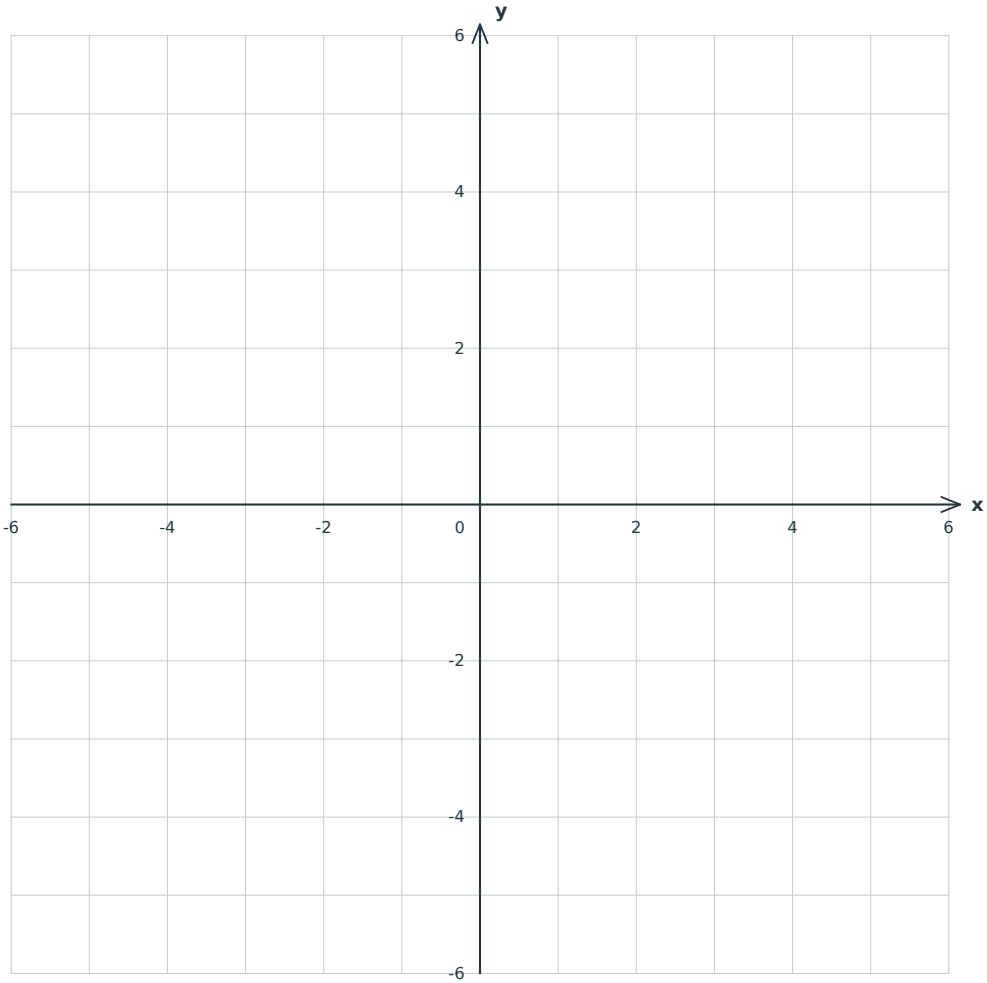

1. Identify m, b and the y-intercept. _____

2. Calculate the three table y values. _____

3. Draw the line through the correct points. _____

Original practice data / coordinate units, not ruler measurements / physical printing not tested

Zumola / CC BY 4.0 / Free to print, share and adapt with attribution