Basic square root

Use y = a√(x-h)+k. The endpoint is the first domain point. Plot the supplied perfect-square samples and join them with a smooth one-sided curve.

y = 1√(x - (0)) + (0). x values: 0, 1, 4, 9, 16.

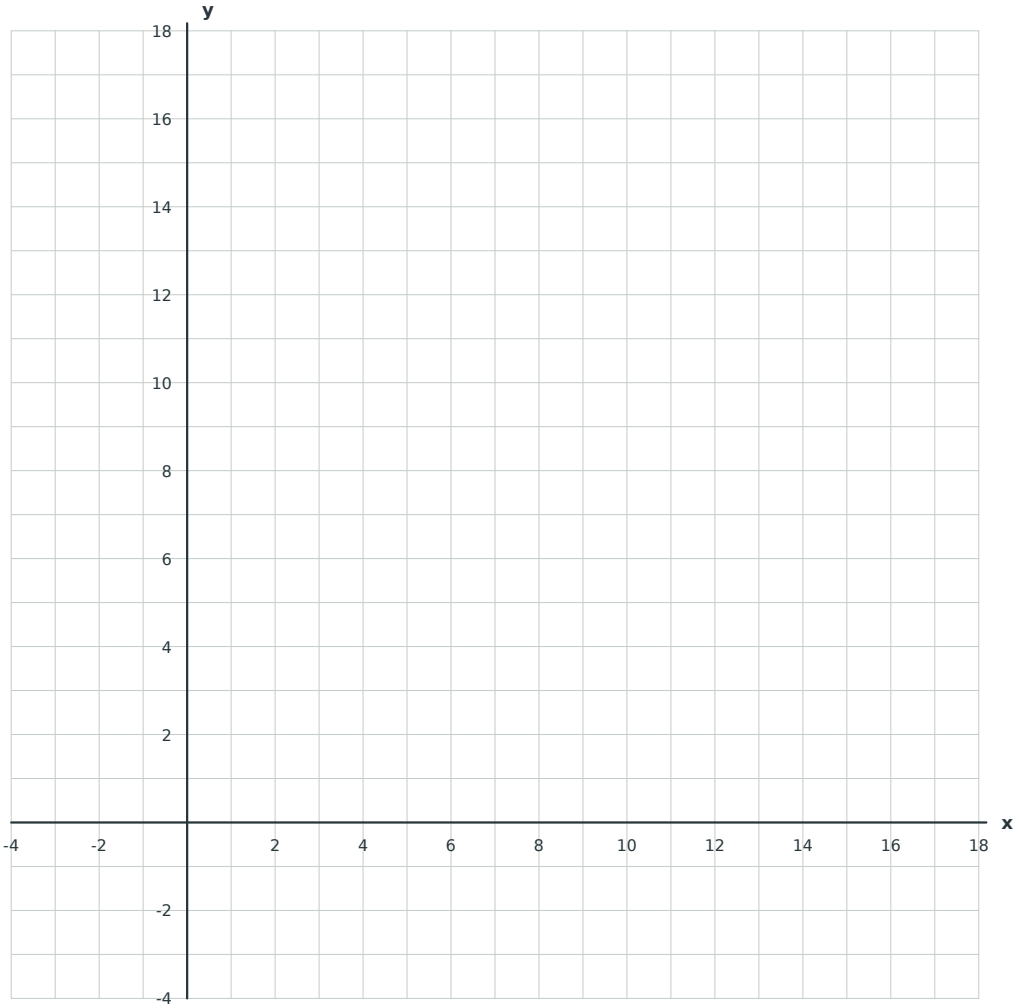

1. Locate the endpoint. _____

2. Complete the sample values. _____

3. State the direction of the curve. _____

Original practice data / coordinate units, not ruler measurements / physical printing not tested

Zumola / CC BY 4.0 / Free to print, share and adapt with attribution

Shift right

Use y = a√(x-h)+k. The endpoint is the first domain point. Plot the supplied perfect-square samples and join them with a smooth one-sided curve.

y = 1√(x - (2)) + (-1). x values: 2, 3, 6, 11, 18.

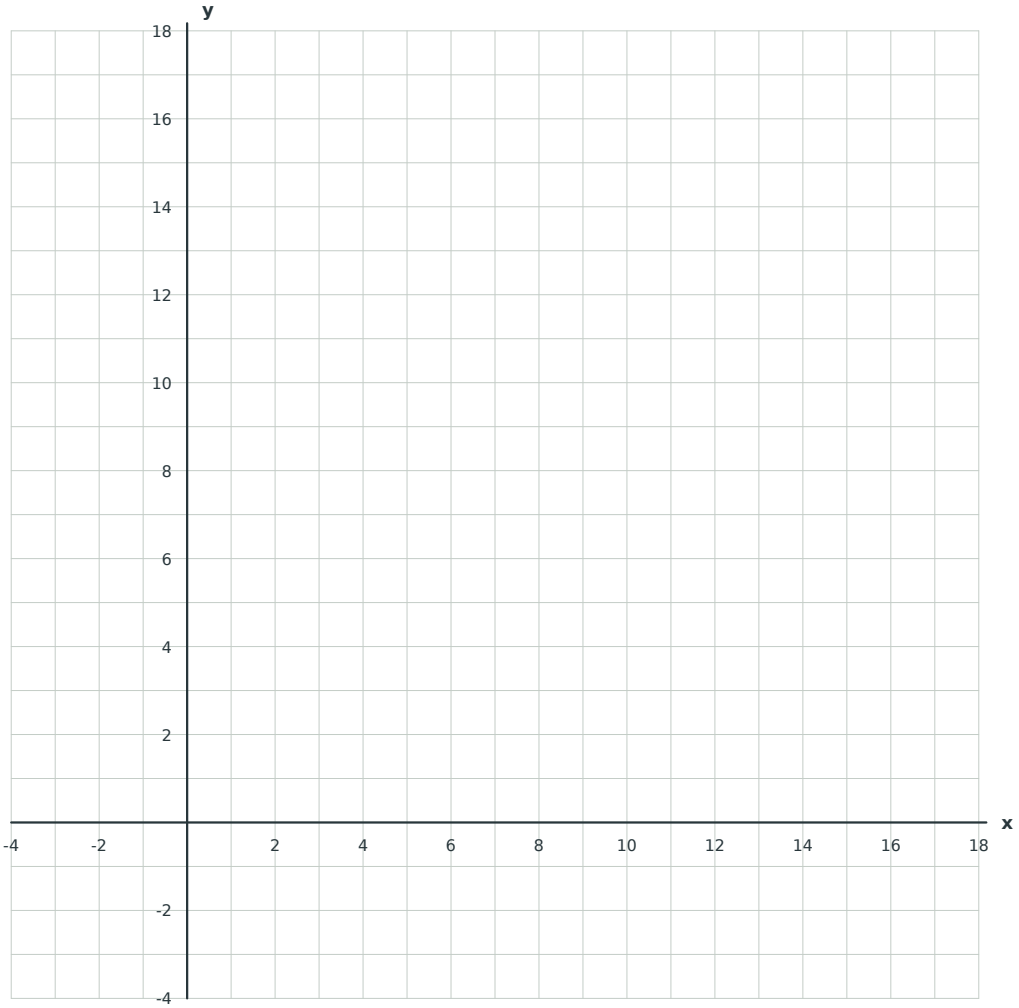

1. Locate the endpoint. _____

2. Complete the sample values. _____

3. State the direction of the curve. _____

Original practice data / coordinate units, not ruler measurements / physical printing not tested

Zumola / CC BY 4.0 / Free to print, share and adapt with attribution

Reflected root

Use y = a√(x-h)+k. The endpoint is the first domain point. Plot the supplied perfect-square samples and join them with a smooth one-sided curve.

y = -1√(x - (0)) + (3). x values: 0, 1, 4, 9, 16.

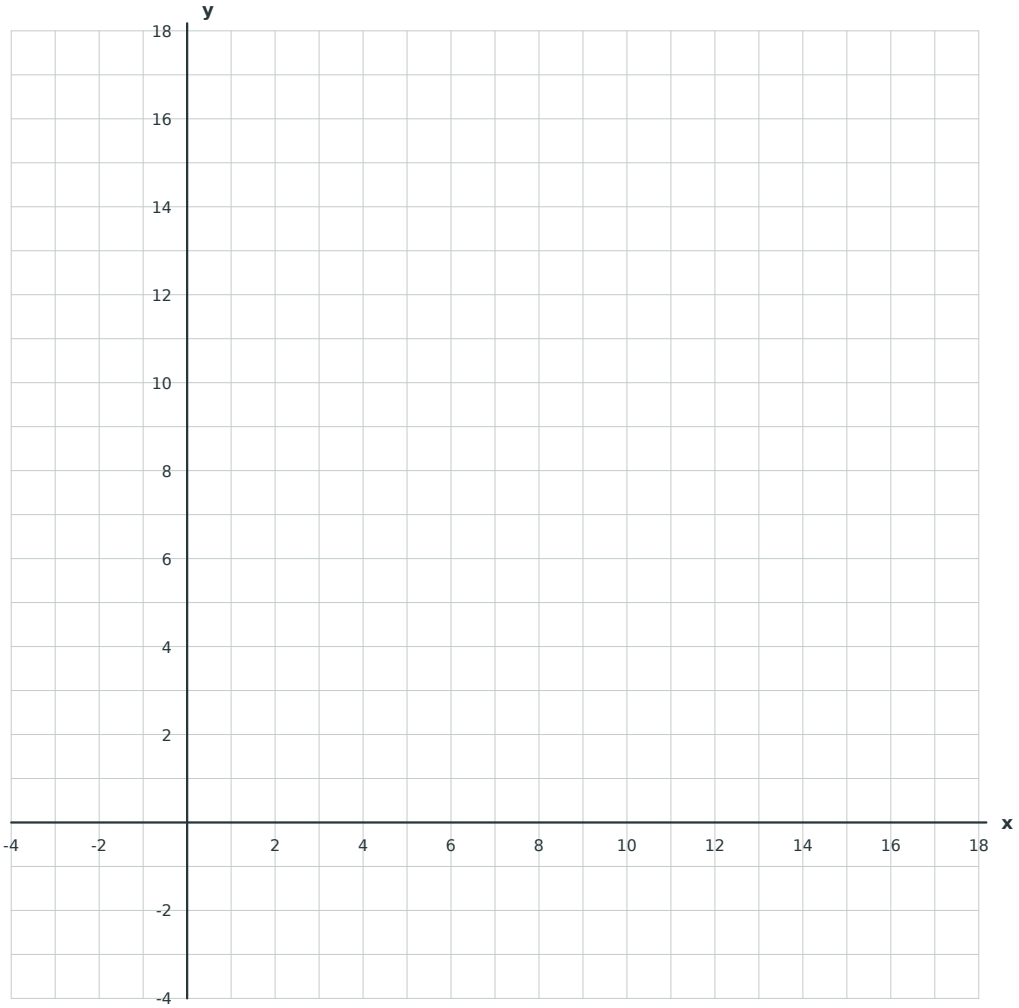

1. Locate the endpoint. _____

2. Complete the sample values. _____

3. State the direction of the curve. _____

Original practice data / coordinate units, not ruler measurements / physical printing not tested

Zumola / CC BY 4.0 / Free to print, share and adapt with attribution

Narrower rise

Use y = a√(x-h)+k. The endpoint is the first domain point. Plot the supplied perfect-square samples and join them with a smooth one-sided curve.

y = 1/2√(x - (-1)) + (1). x values: -1, 0, 3, 8, 17.

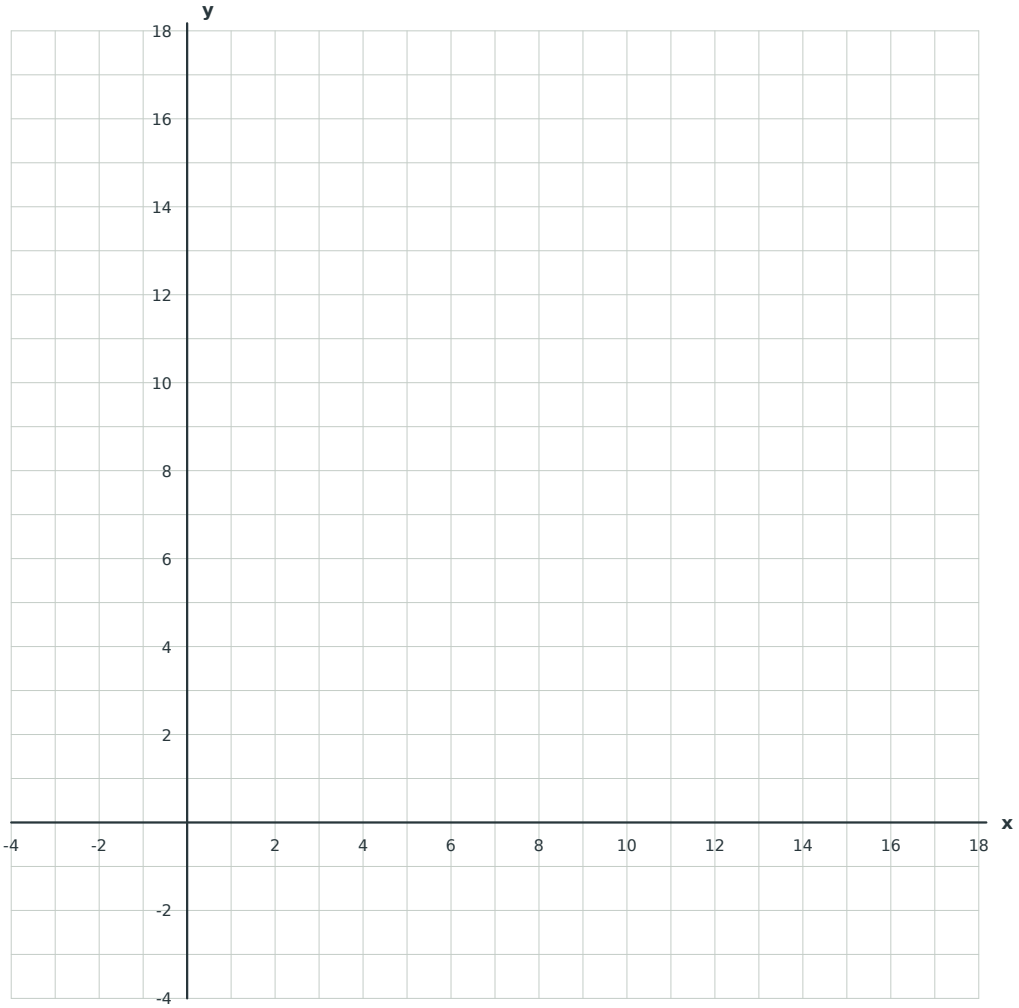

1. Locate the endpoint. _____

2. Complete the sample values. _____

3. State the direction of the curve. _____

Original practice data / coordinate units, not ruler measurements / physical printing not tested

Zumola / CC BY 4.0 / Free to print, share and adapt with attribution