One intersection

Graph both equations on the same coordinate plane. A shared point is a solution; parallel lines have none and coincident lines share every point.

Line 1: y=1x+(1); line 2: y=-1x+(5).

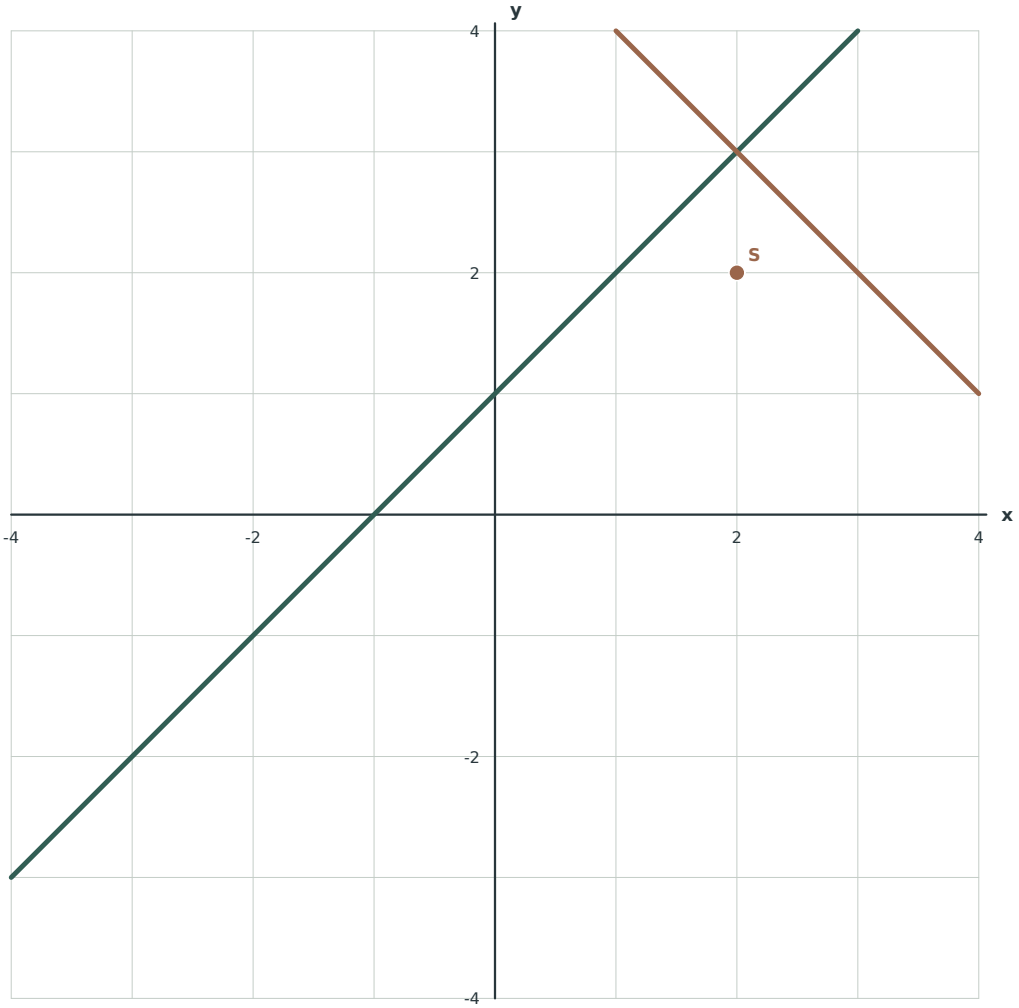

1. How many solutions? Compare the completed plot.

2. If one, state the intersection. Compare the completed plot.

3. Why does a shared point solve both equations? Compare the completed plot.

Original practice data / coordinate units, not ruler measurements / physical printing not tested

Zumola / CC BY 4.0 / Free to print, share and adapt with attribution

Parallel lines

Graph both equations on the same coordinate plane. A shared point is a solution; parallel lines have none and coincident lines share every point.

Line 1: y=2x+(-1); line 2: y=2x+(3).

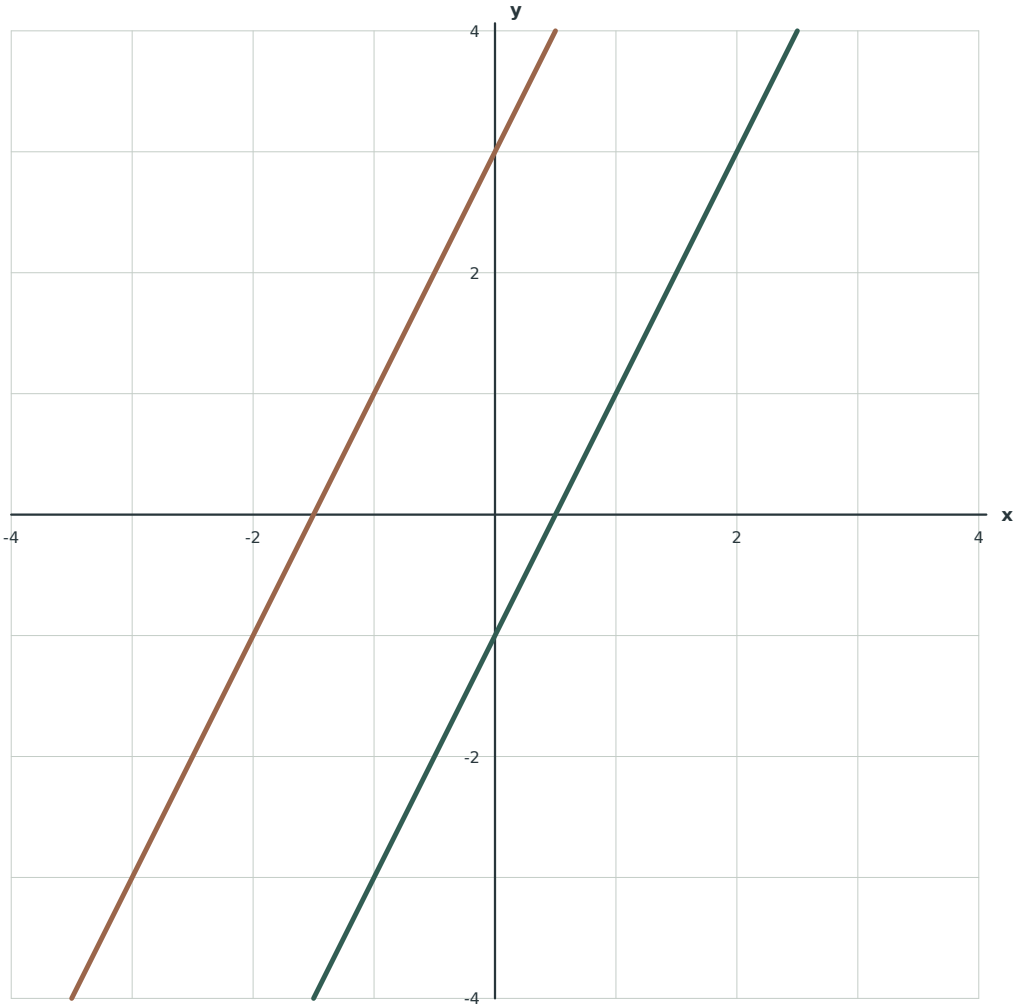

1. How many solutions? Compare the completed plot.

2. If one, state the intersection. Compare the completed plot.

3. Why does a shared point solve both equations? Compare the completed plot.

Original practice data / coordinate units, not ruler measurements / physical printing not tested

Zumola / CC BY 4.0 / Free to print, share and adapt with attribution

Coincident lines

Graph both equations on the same coordinate plane. A shared point is a solution; parallel lines have none and coincident lines share every point.

Line 1: y=-1x+(2); line 2: y=-1x+(2).

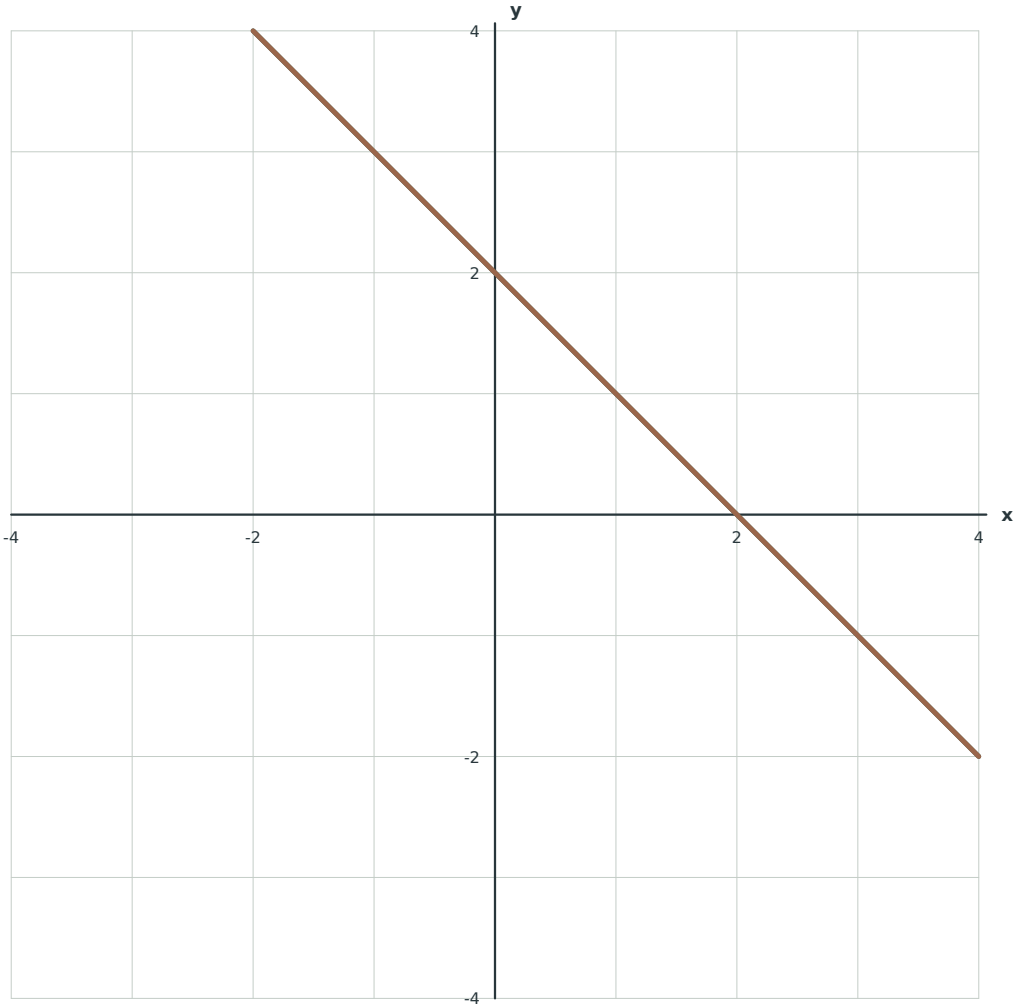

1. How many solutions? Compare the completed plot.

2. If one, state the intersection. Compare the completed plot.

3. Why does a shared point solve both equations? Compare the completed plot.

Original practice data / coordinate units, not ruler measurements / physical printing not tested

Zumola / CC BY 4.0 / Free to print, share and adapt with attribution

A fractional meeting

Graph both equations on the same coordinate plane. A shared point is a solution; parallel lines have none and coincident lines share every point.

Line 1: y=1/2x+(1); line 2: y=-1/2x+(-3).

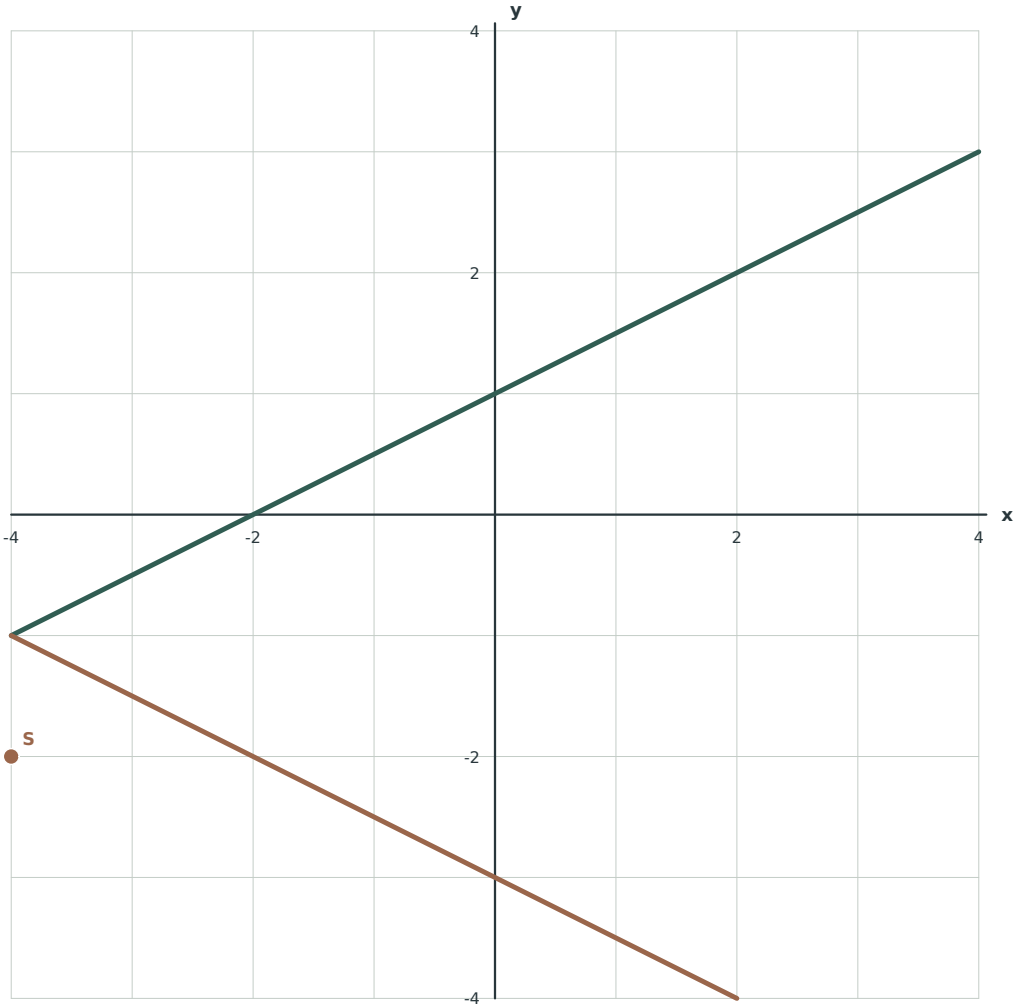

1. How many solutions? Compare the completed plot.

2. If one, state the intersection. Compare the completed plot.

3. Why does a shared point solve both equations? Compare the completed plot.

Original practice data / coordinate units, not ruler measurements / physical printing not tested

Zumola / CC BY 4.0 / Free to print, share and adapt with attribution